



**County Polls: Nairobi, Kisumu, Mombasa and Kiambu**

**County Score Card Report, Gender Issues and Referendum**

**11<sup>th</sup> November 2018**

The objectives of this study was as follows;



- To assess the performance of the county governments.
- To establish awareness and approval of various programs in target counties.
- To establish awareness and approval of the 2/3<sup>rd</sup> gender rule
- To establish awareness and approval of the women representative position.
- To establish approval of the proposed referendum.

# County Score Card Grading System



- Nairobi, Mombasa, Kisumu and Kiambu county governments' performance in the delivery of **key devolved services**.



Percent	Grade
80-100%	A
75-79%	A-
70-74%	B+
65-69%	B
60-64%	B-
55-59%	C+
50-54%	C
45-49%	C-
40-44	D+
35-39	D
30-34	D-
0-29%	E

# Methodology



<b>Fieldwork Dates</b>	17 <sup>th</sup> October 2018 to 5 <sup>th</sup> November 2018
<b>County</b>	Nairobi, Mombasa, Kisumu, Kiambu
<b>Coverage</b>	All sub-counties
<b>Target</b>	Both males and females aged 18+ years
<b>Data Collection</b>	Mixed method (face to face interviews & telephonic interviews)
<b>Sample Size</b>	Nairobi (n=525); Mombasa (n=513); Kisumu (n=519); Kiambu (n=515)

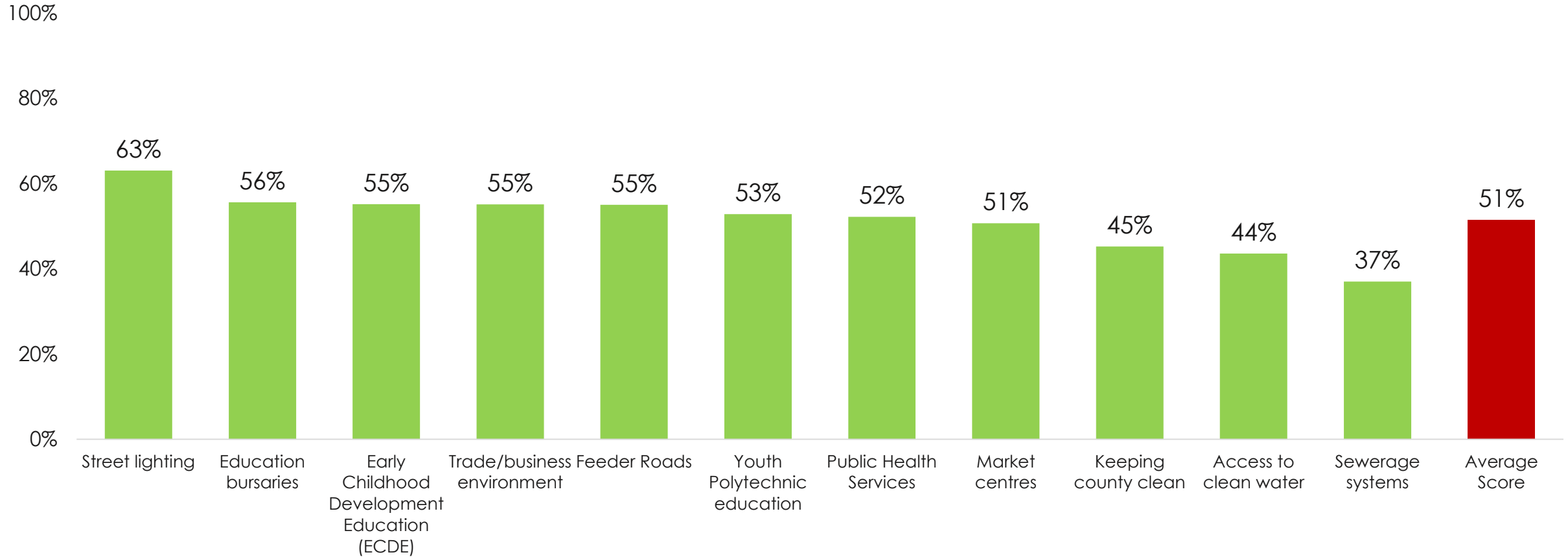


# Mombasa County Service Delivery Performance Index

# County government performance rating



Mombasa County : Service Delivery Ratings  
November 2018



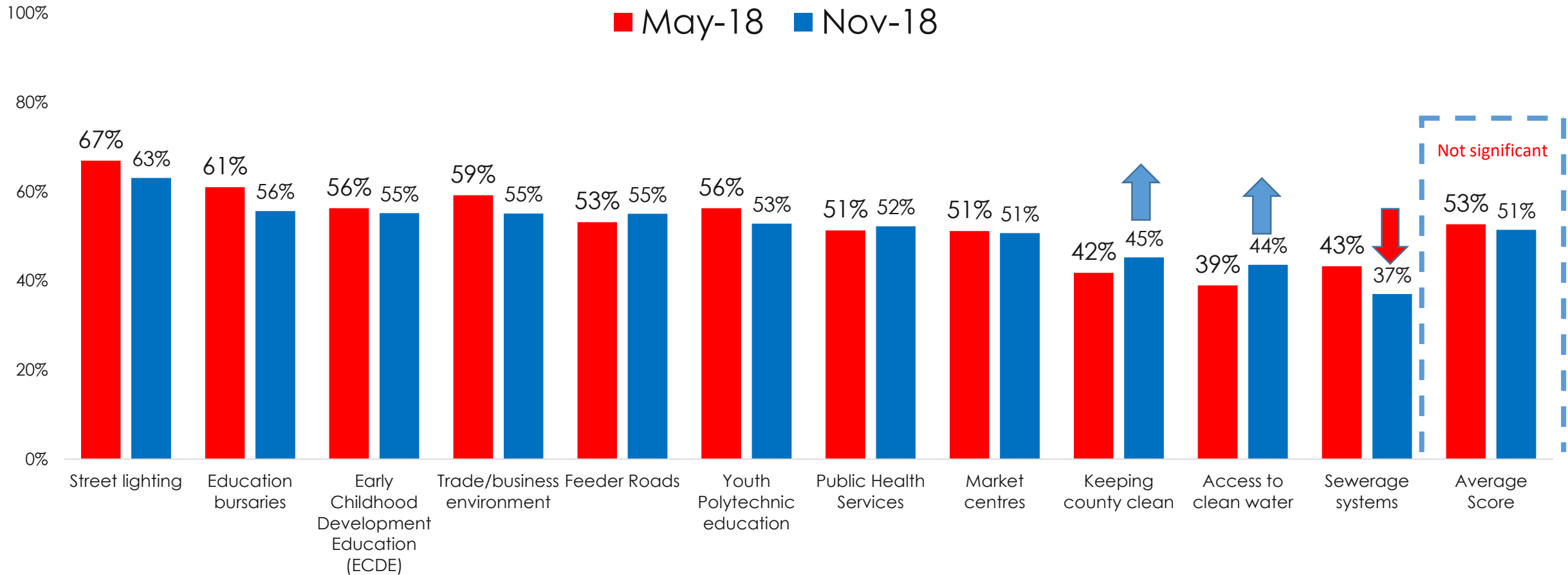
Base=513

Q. How would you rate the performance of your County Government on the following devolved services?


# County government progress report



Mombasa County : Service Delivery Ratings



# Mombasa residents' report card



**Name:**  
**County:**  
**Year:**

**Hassan Ali Joho**  
**Mombasa**  
**2017/18**



Thematic Area	May 2018	Grade	November 2018	Grade
Street lighting	67%	B	63%	B-
Education bursaries	61%	B-	56%	C+
ECDE	56%	C+	55%	C+
Trade/business environment	59%	B-	55%	C+
Feeder Roads	53%	C	55%	C+
Youth Polytechnic education	56%	C+	53%	C
Public Health Services	51%	C	52%	C
Market centres	51%	C	51%	C
Keeping county clean	42%	D+	45%	C-
Access to clean water	39%	D	44%	D+
Sewerage systems	43%	D+	37%	D
<b>Average Score</b>	<b>53%</b>	<b>C</b>	<b>51%</b>	<b>C</b>

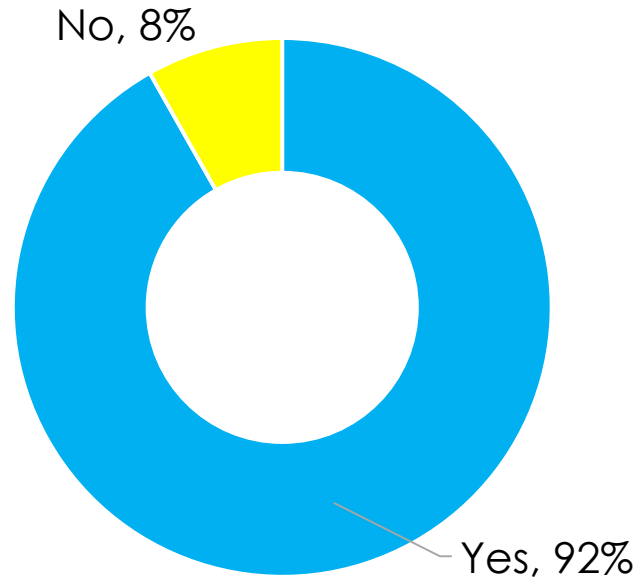




# Painting of Mombasa CBD Buildings

# Painting CBD Buildings - Awareness & Approval

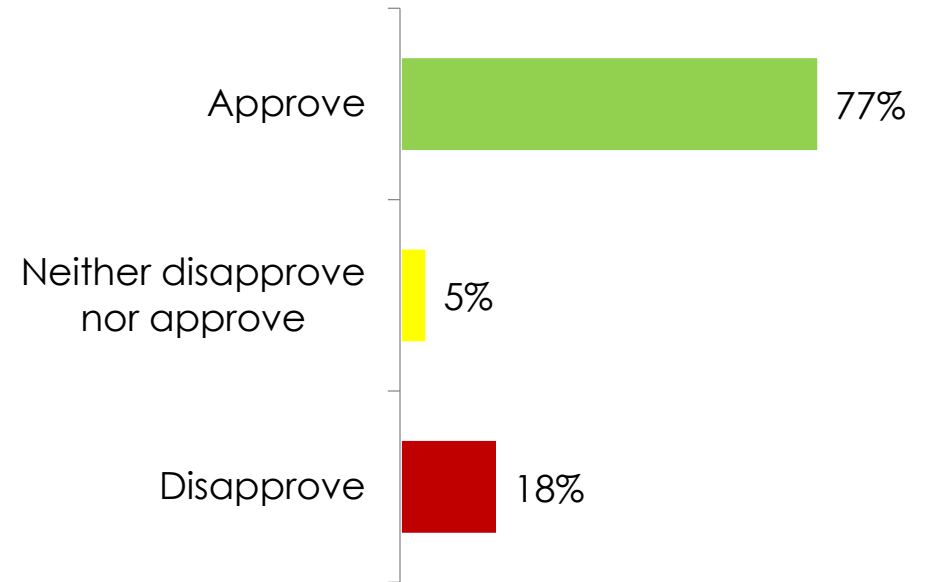
**CBD building painting awareness**



**Base=513**

Q. Are you aware of Mombasa County Government's directive to proprietors to paint all buildings within the Central Business District (CBD) in blue and white?

**CBD building painting approval**



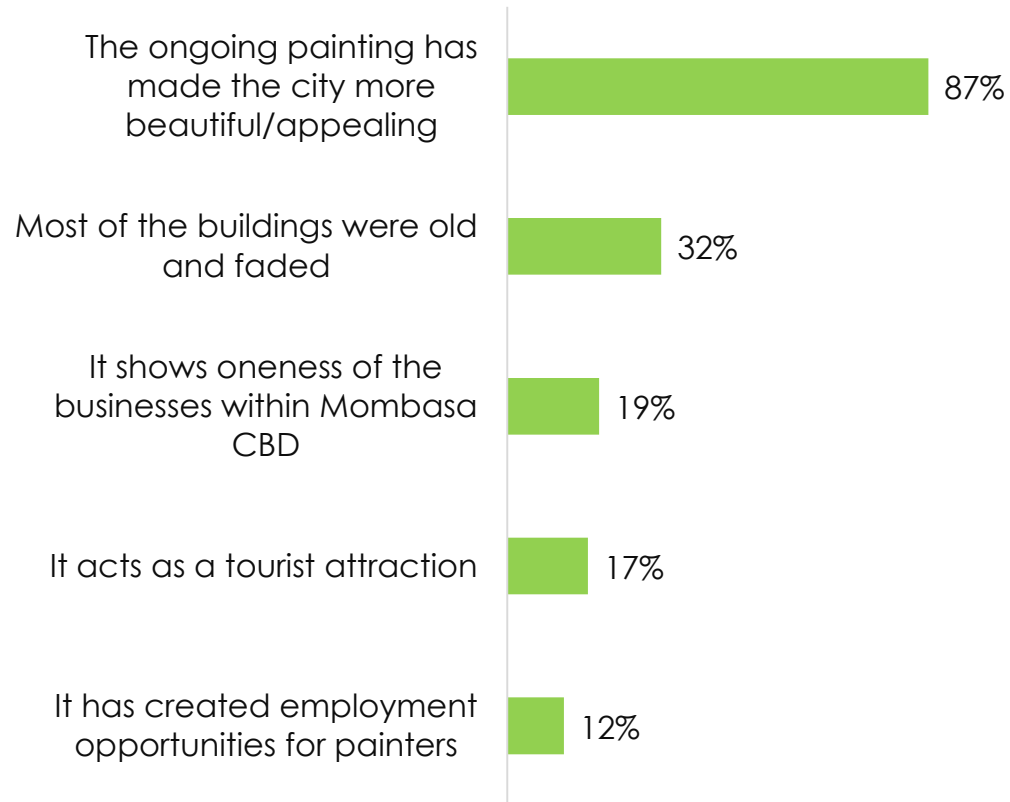
**Base: Those aware of the painting(n=471)**

Q. To what extent do you approve/disapprove The County Government of Mombasa directive on painting all buildings within the CBD ?

# Painting CBD Buildings - Reasons for approval or disapproval



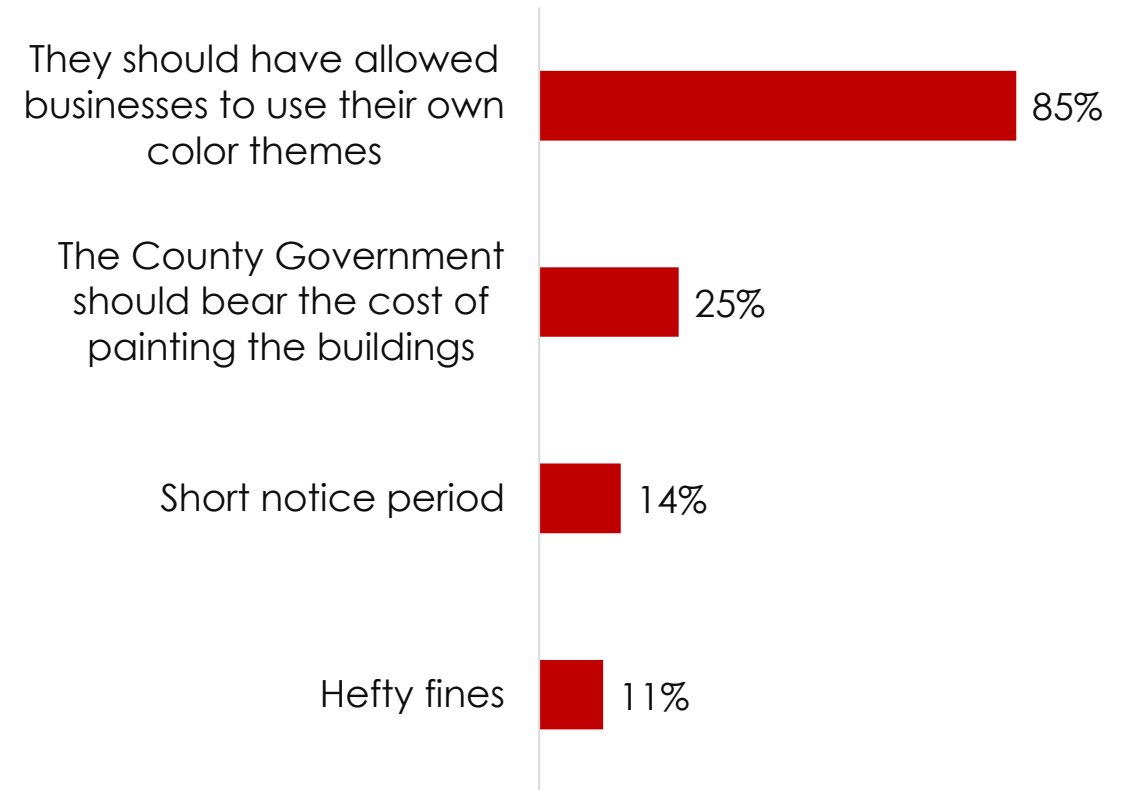
## Reasons for approval



Base=361

Q. Why do you approve?

## Reasons for disapproval



Base=85

Q. Why do you disapprove?

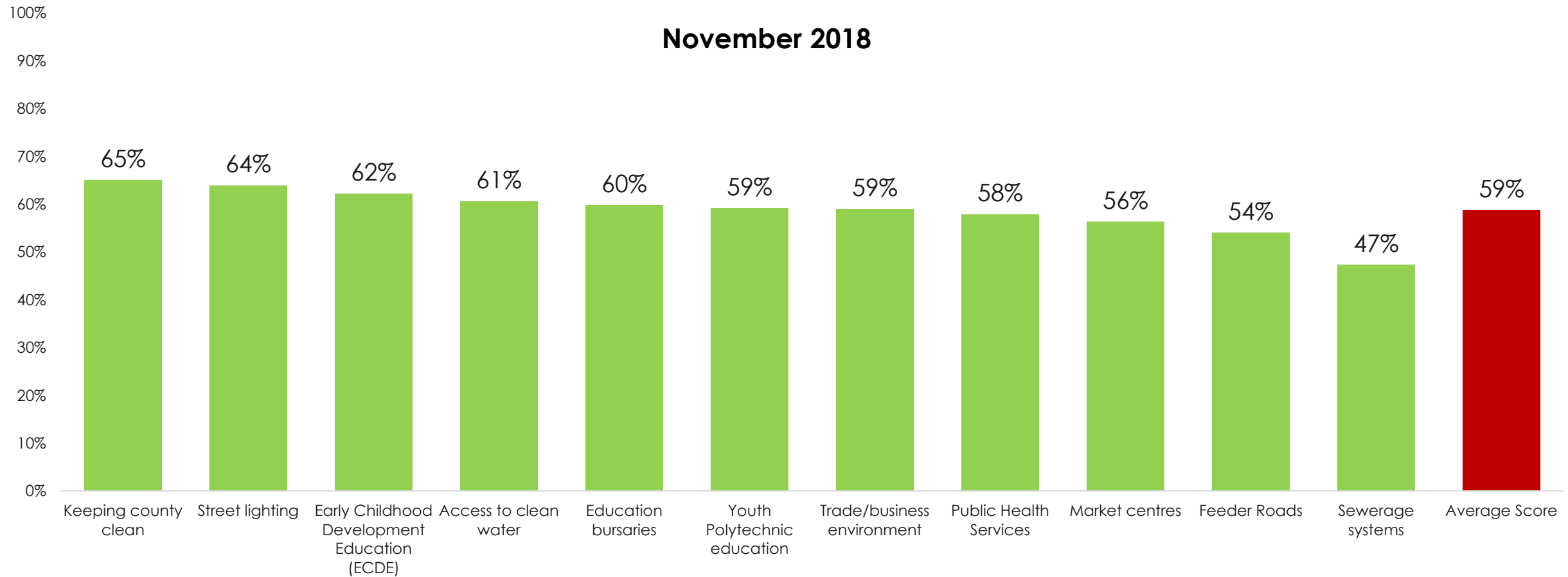


# Kisumu County Service Delivery Performance Index

# County government performance rating



## Kisumu County : Service Delivery Ratings



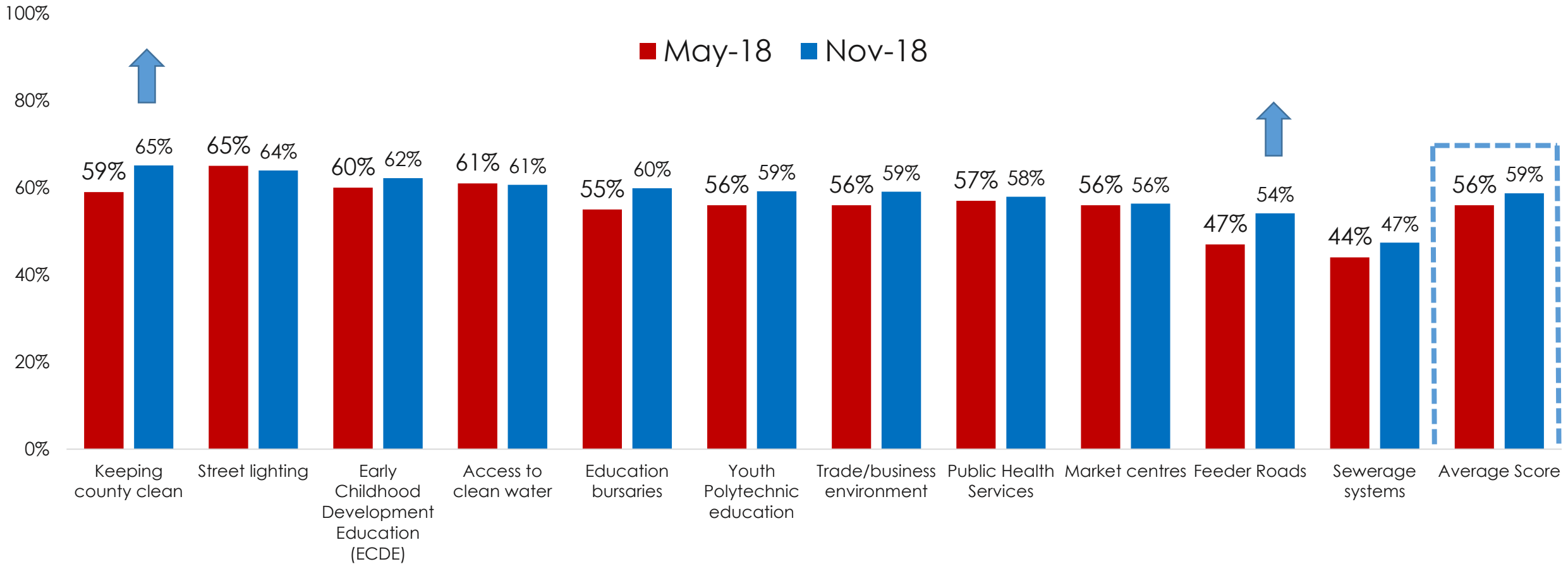
Base=519

Q. How would you rate the performance of your County Government on the following devolved services?

# Kisumu County Government: Progress Report



## Kisumu County : Service Delivery Ratings



Q. How would you rate the performance of your County Government on the following devolved services?

# Kisumu Residents' Report Card



**C+**

**Name:**  
**County:**  
**Year:**

**Professor Anyang' Nyong'o**  
**Kisumu**  
**2017/18**



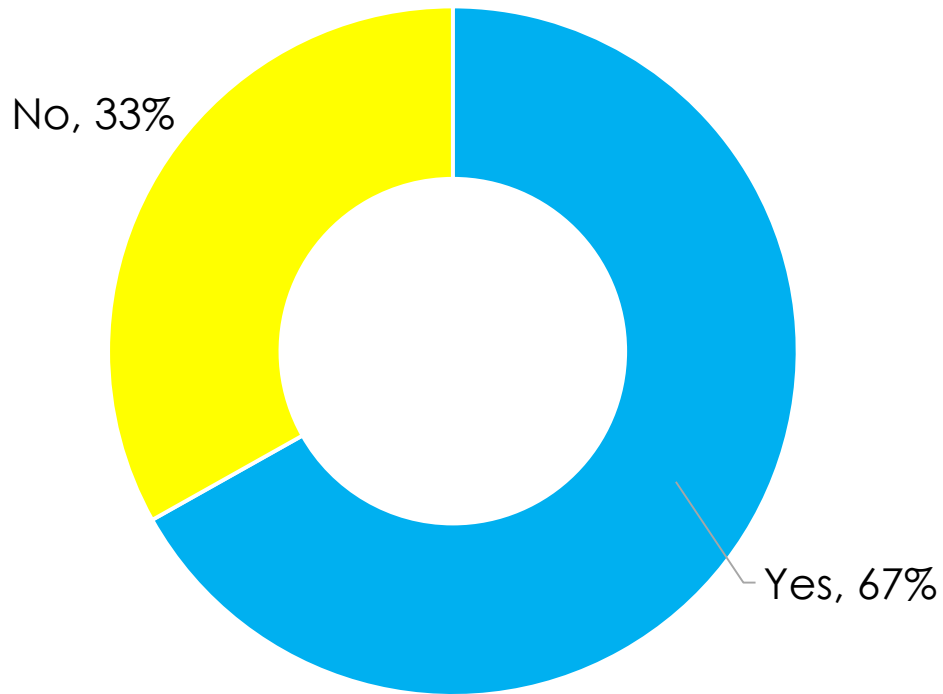
Thematic Area	May 2018	Grade	November 2018	Grade
Keeping county clean	59%	C+	65%	B
Street lighting	65%	B	64%	B-
ECDE	60%	B-	62%	B-
Access to clean water	61%	B-	61%	B-
Education bursaries	55%	C+	60%	B-
Youth Polytechnic education	56%	C+	59%	C+
Trade/business environment	56%	C+	59%	C+
Public Health Services	57%	C+	58%	C+
Market Centre's	56%	C+	56%	C+
Feeder Roads	47%	C-	54%	C
Sewerage systems	44%	D+	47%	C-
<b>Average Score</b>	<b>56%</b>	<b>C+</b>	<b>59%</b>	<b>C+</b>

**KISUMU COUNTY**

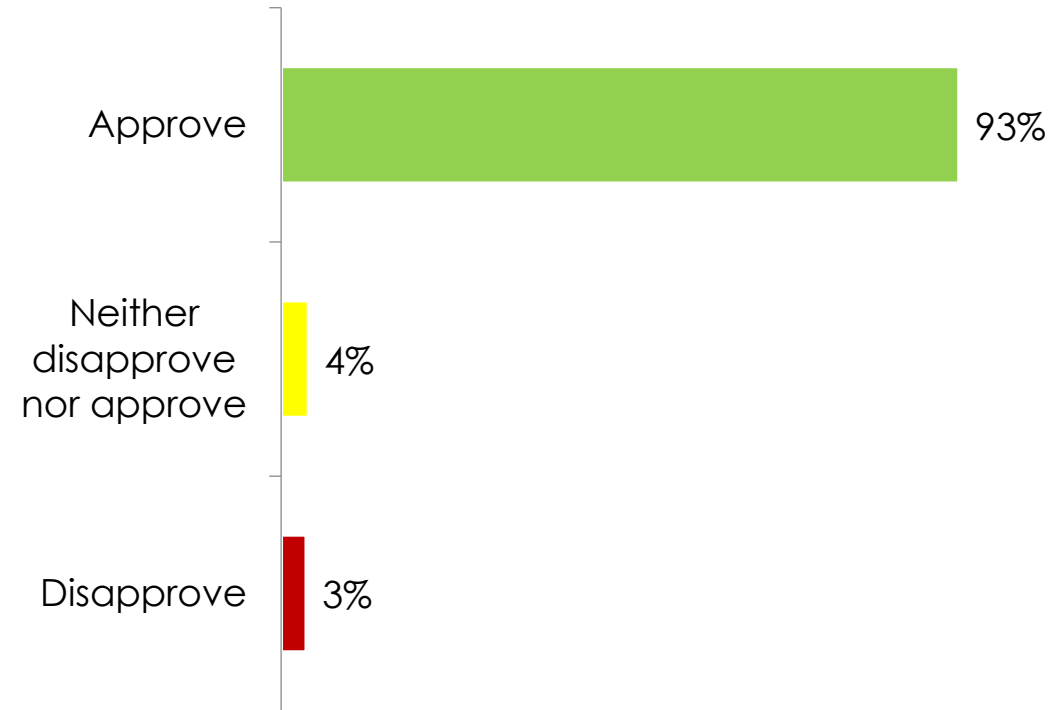
# SGR Phase 2: Awareness & Approval



### SGR extension awareness



### SGR extension approval



Base=519

Base: Those aware of extension plan(n=347)

Q. Are you aware of Government plans to extend SGR to Kisumu?

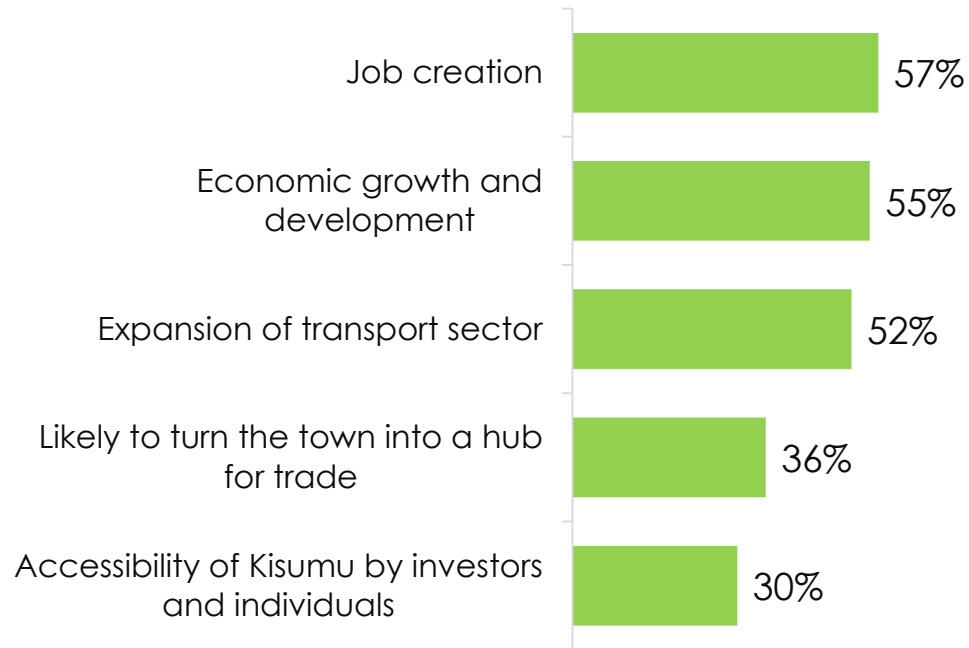
Q. To what extent do you approve/disapprove Government plans to extend SGR to Kisumu?



# SGR Phase 2: Reasons for approval/disapproval



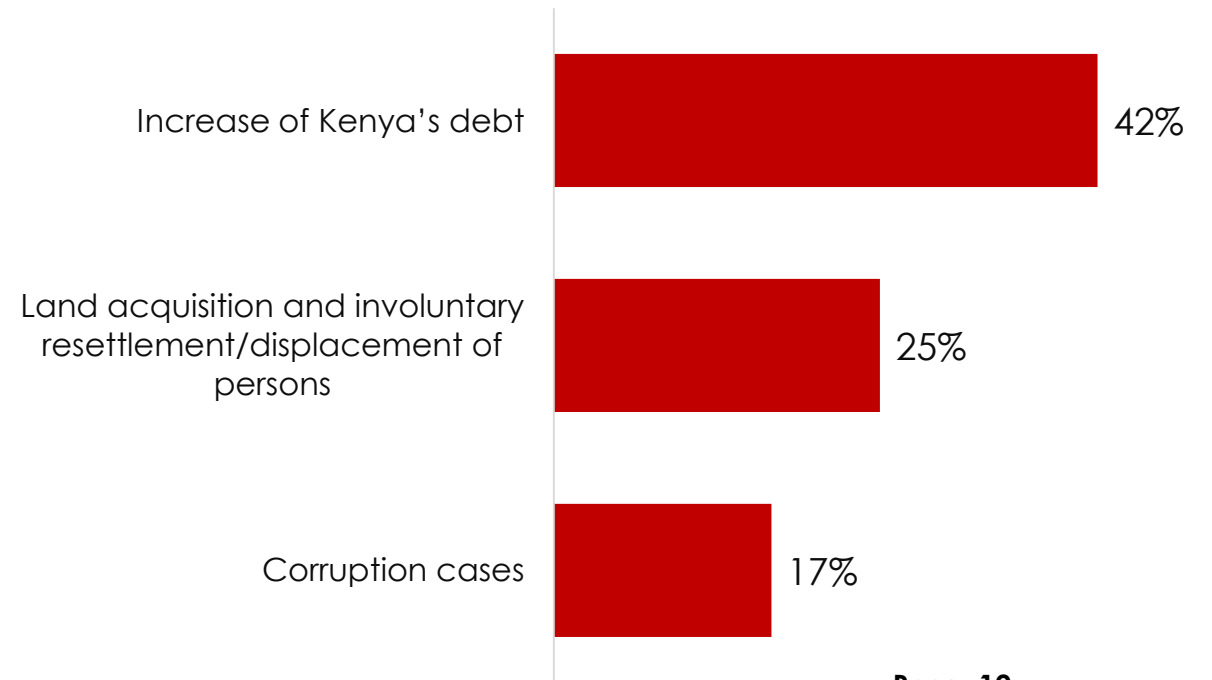
### Kisumu SGR Reasons for approval



Base=322

Q. Why do you approve the extension of SGR to Kisumu?

### Kisumu SGR Reasons for disapproval



Base=12

Q. Why do you disapprove the extension of SGR to Kisumu?



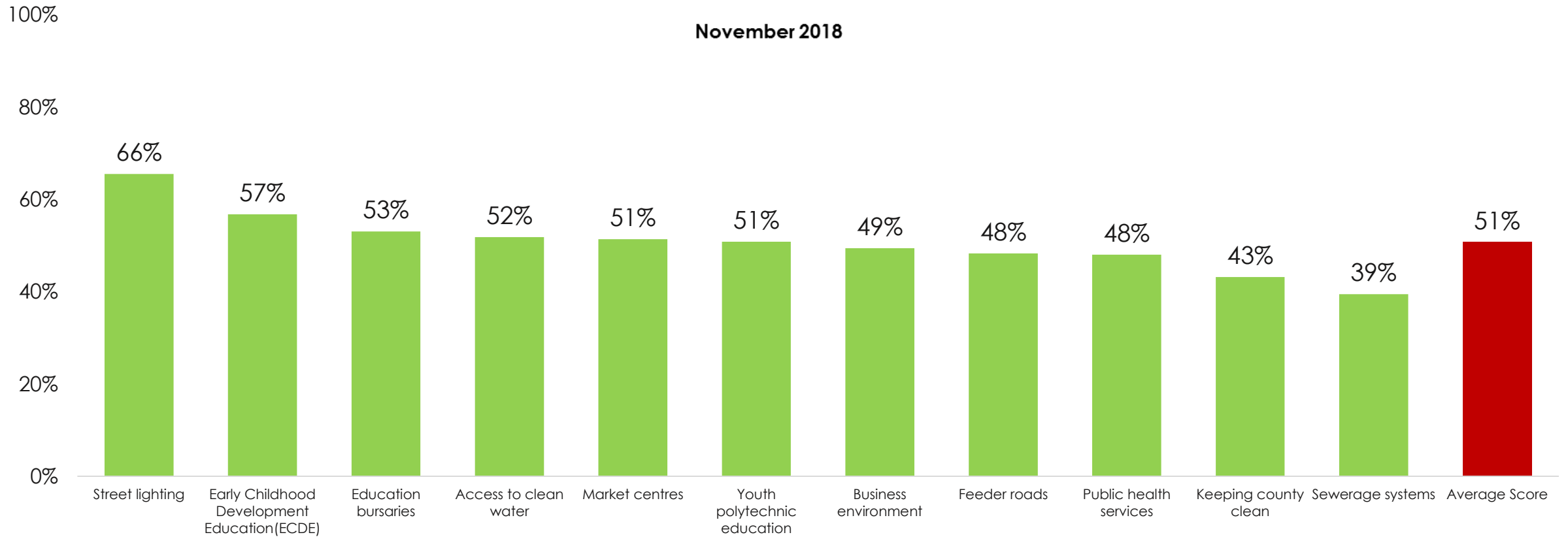
# Nairobi County Service Delivery Performance Index

# County government performance rating



## Nairobi County : Service Delivery Ratings

November 2018



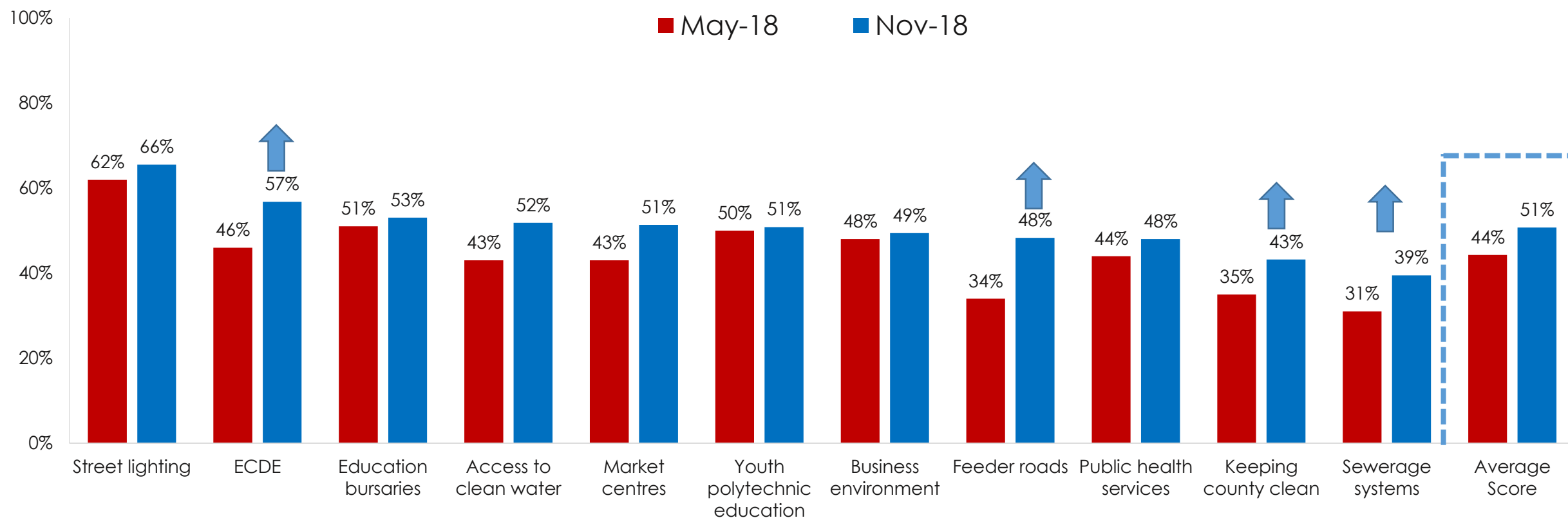
Base=525

Q. How would you rate the performance of your County Government on the following devolved services?

# County government progress report



## Nairobi County : Service Delivery Ratings




Q. How would you rate the performance of your County Government on the following devolved services?

# Nairobi residents' report card



**Name:**  
**County:**  
**Year:**

**Mike Mbuvi Sonko**  
**Nairobi**  
**2017/18**

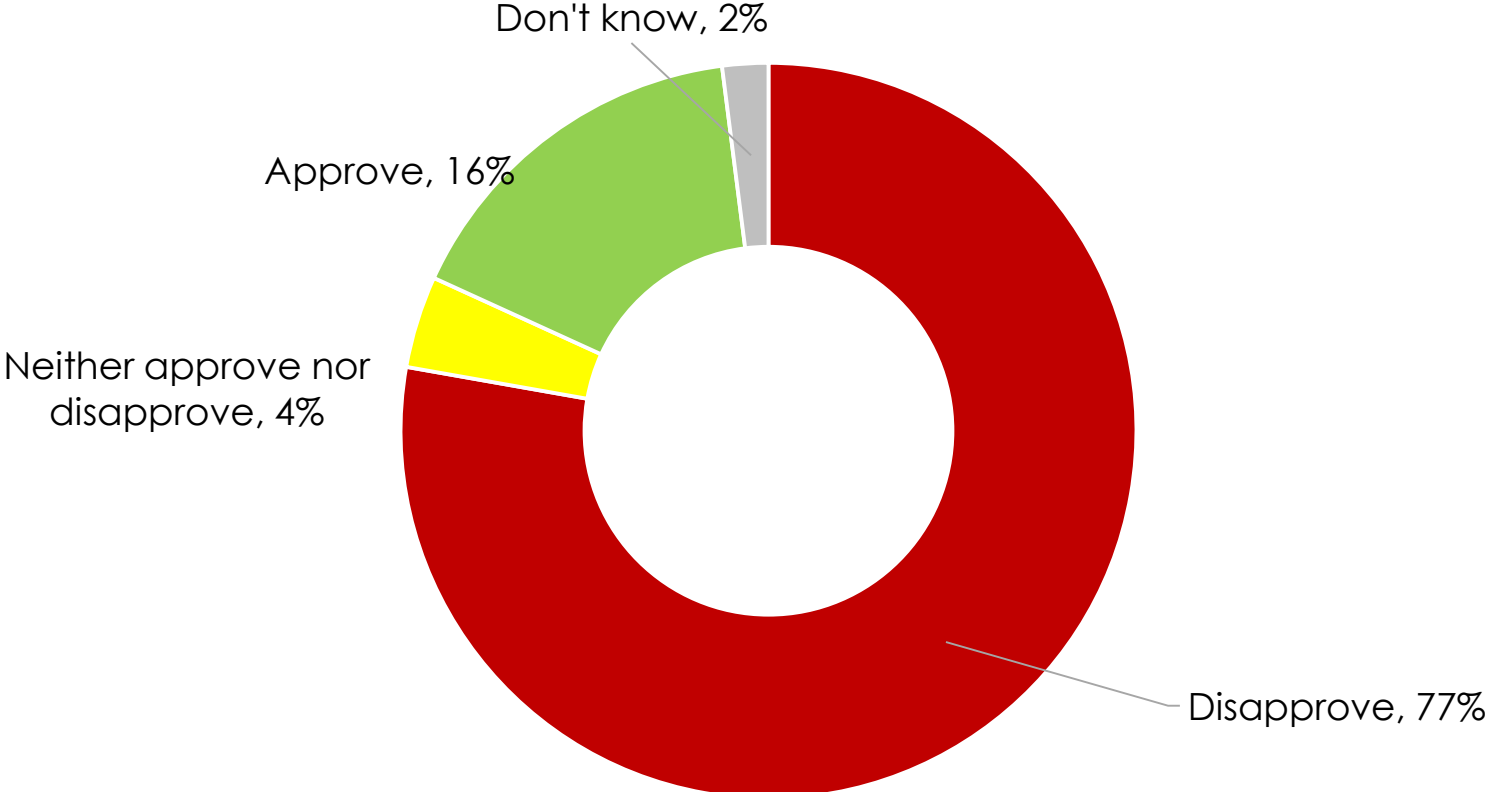


Thematic Area	May 2018	Grade	November 2018	Grade
Street lighting	62%	B-	66%	B
Business environment	48%	C-	49%	C-
ECDE	46%	C-	57%	C+
Youth polytechnic education	50%	C	51%	C
Public health services	44%	D+	48%	C-
Access to clean water	43%	D+	52%	C
Market centres	43%	D+	51%	C
Education bursaries	51%	C	53%	C
Keeping county clean	35%	D	43%	D+
Feeder roads	34%	D-	48%	C-
Sewerage systems	31%	D-	39%	D
<b>Average Score</b>	<b>44%</b>	<b>D+</b>	<b>51%</b>	<b>C</b>

# Sonko's Operations Base in Machakos



## Moving county operations to Machakos



Base=525

Q. To what extent do you approve/disapprove the Governor's decision to move the county operations to Machakos?

# Support for Governor Sonko Operations



■ Support ■ Neither support nor oppose ■ Oppose ■ Don't know

Running county without a DG



Impeaching the governor if he fails to return to city hall offices



Base=525

**NAIROBI COUNTY**



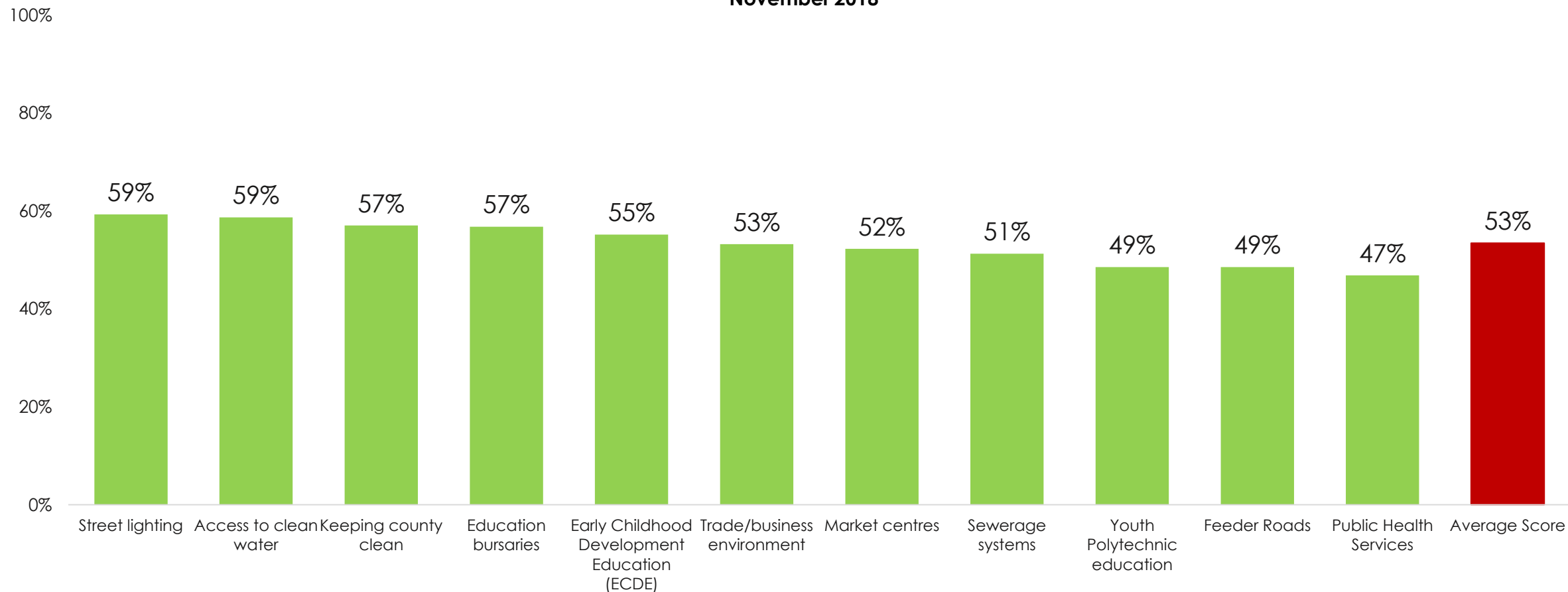
# Kiambu County Service Delivery Performance Index



# County government performance rating




Kiambu County : Service Delivery Ratings  
November 2018



Base=515 Q. How would you rate the performance of your County Government on the following devolved services?

# Kiambu residents' report card



**Name:** Ferdinand Waititu  
**County:** Kiambu  
**Year:** 2017/18

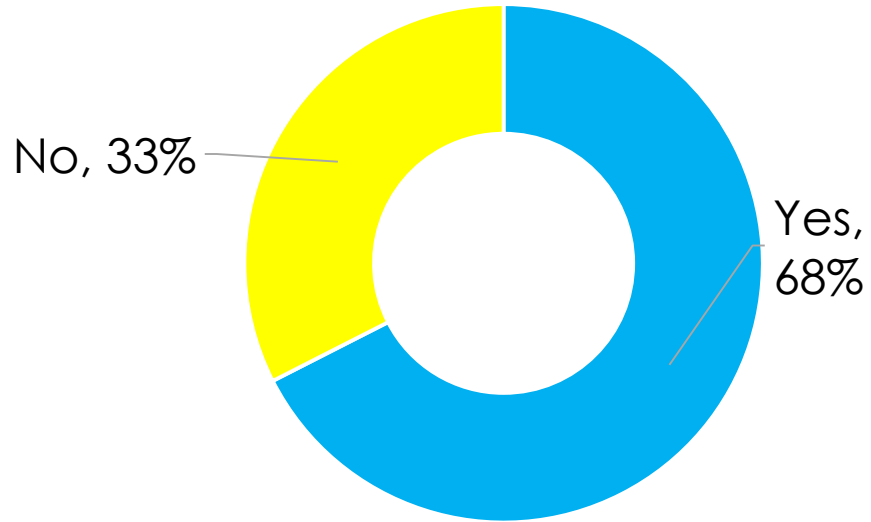


Thematic Area	November 2018	Grade
Street lighting	59%	C+
Access to clean water	59%	C+
Keeping county clean	57%	C+
Education bursaries	57%	C+
Early Childhood Development Education (ECDE)	55%	C+
Trade/business environment	53%	C
Market centres	52%	C
Sewerage systems	51%	C
Youth Polytechnic education	49%	C-
Feeder Roads	49%	C-
Public Health Services	47%	C-
<b>Average Score</b>	<b>53%</b>	<b>C</b>

# 'Kaa Sober' program



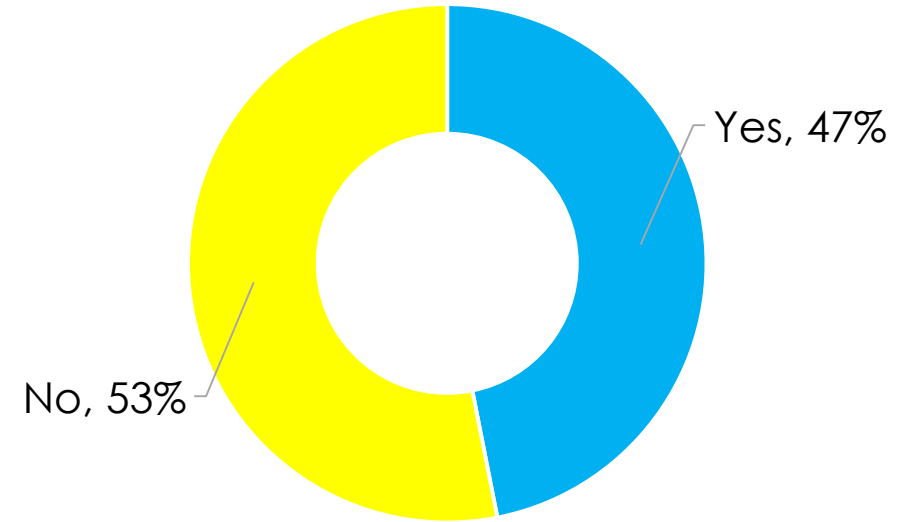
### Awareness of the program



Base=515

Q. Are you aware of Kiambu County Government initiative programme on recovering alcoholics "Kaa Sober"?

### Know a recovering alcoholic in the program



Base=348

Q. Do you personally know of any recovering alcoholic under the "Kaa sober" programme?

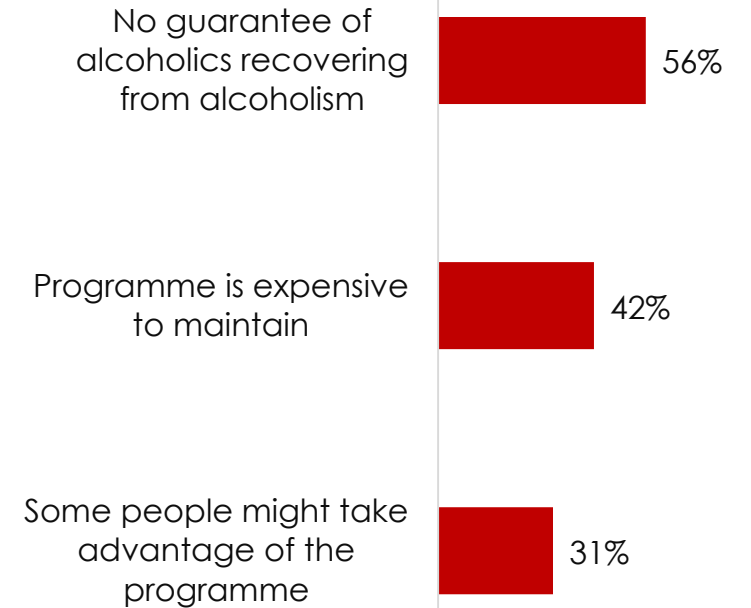
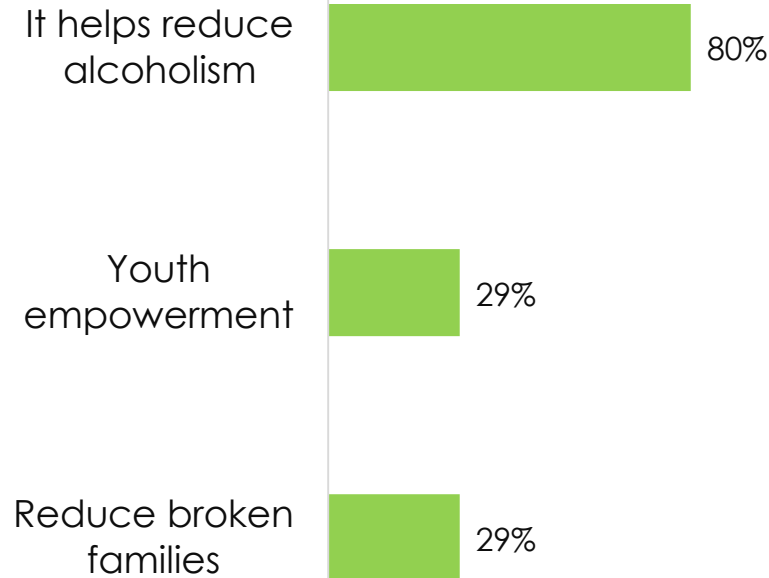
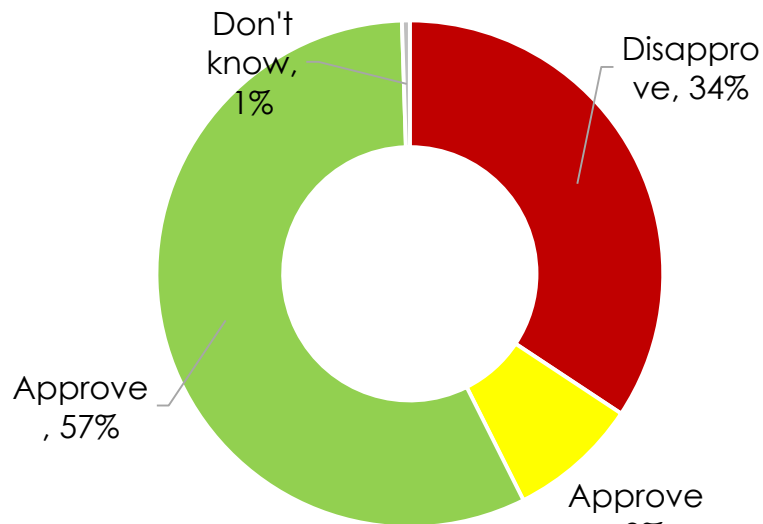
# 'Kaa Sober' program approval ratings



## 'Kaa Sober' program approval

## Reasons for Approval

## Reasons for Disapproval



Base=348

Base=198

Base=119

Q. To what extent do you approve/disapprove Kiambu County Government's "Kaa sober"

Q. Why do you approve of the programme ?

Q. Why do you disapprove of the programme?


# County Governments Card Report



C



C




C+



C



# Most Improved Governor (May vs. Nov 2018)





## Gender Issues

Support for 2/3<sup>rd</sup> Gender Rule  
Women Representative Position

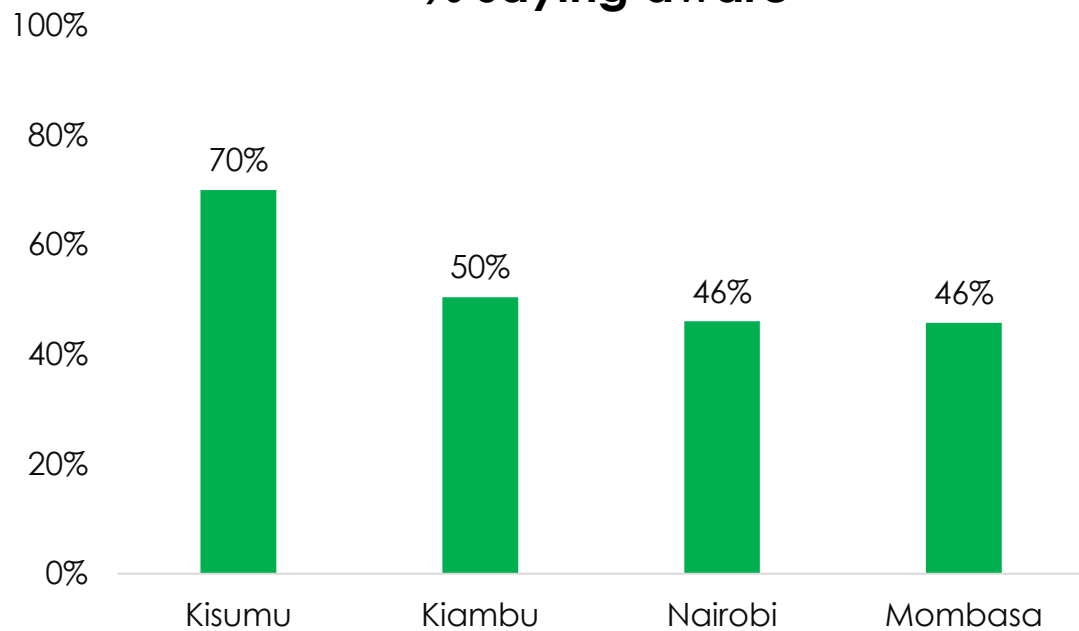
- The Two-thirds Gender Rule Bill, provides that not more than two thirds of the members in appointive and elective public bodies, among them Parliament, should be of the same gender.



# 2/3<sup>rd</sup> gender rule awareness & support

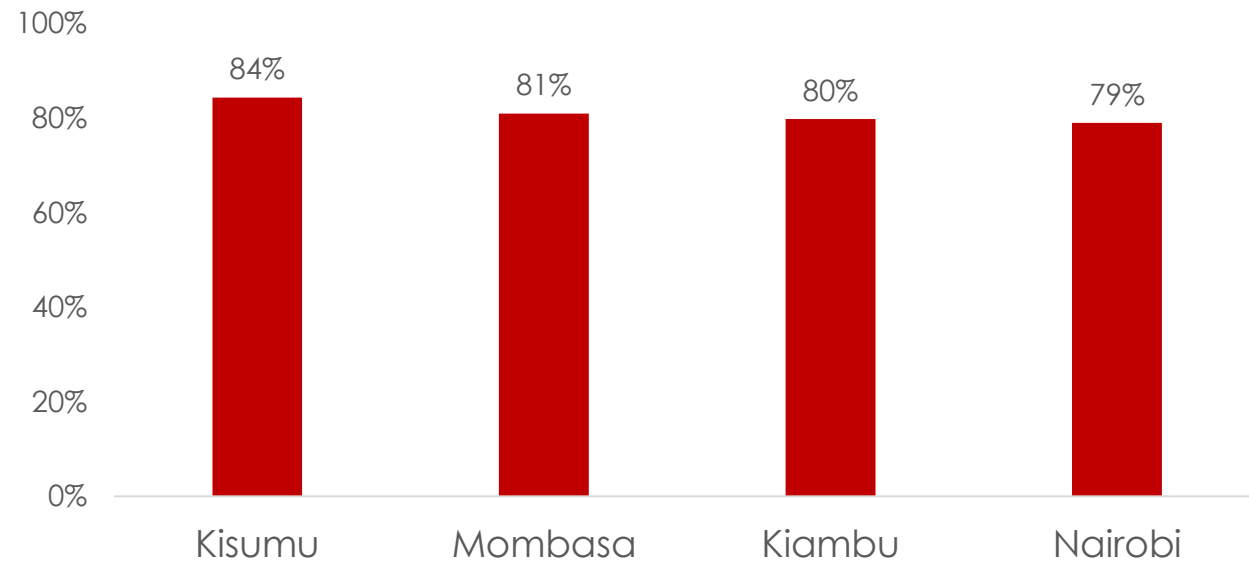


**% saying aware**



Q. Are you aware of the 2/3 gender rule?

**% who support after being informed of its provisions**

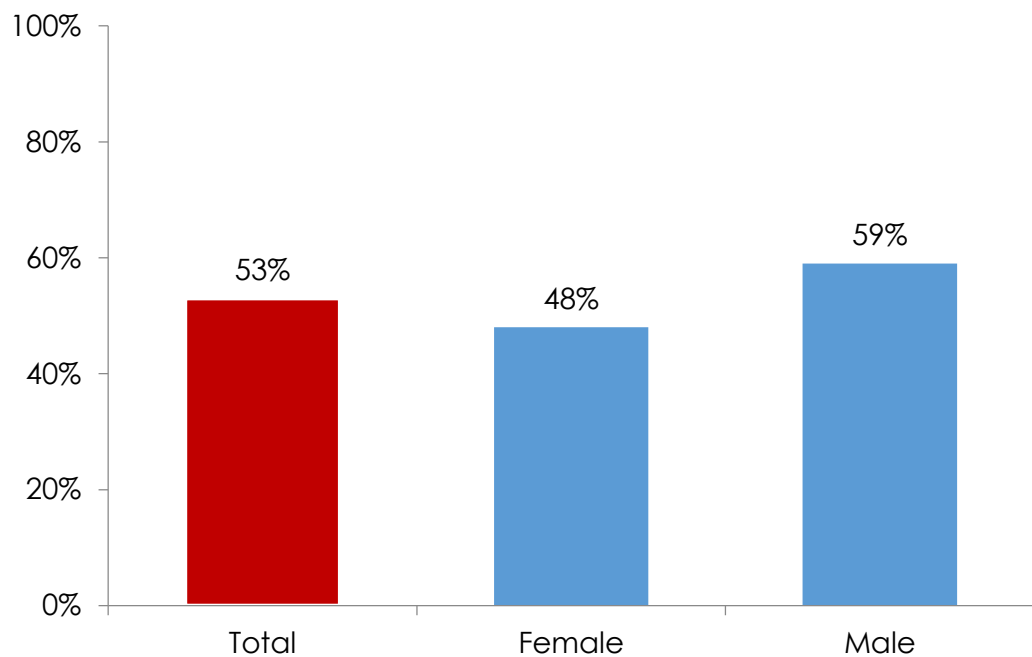


Q. To what extent do you support the 2/3<sup>rd</sup> gender rule after hearing of its provisions?

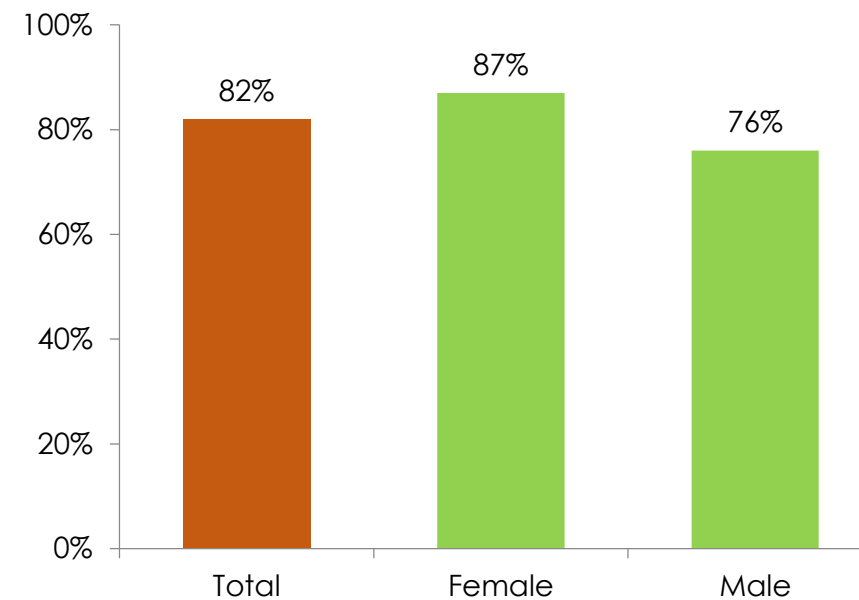
# 2/3<sup>rd</sup> gender rule awareness & support by gender



**2/3 gender rule awareness**  
**% aware**



**2/3 gender rule support**  
**% supporting**



Base=2072

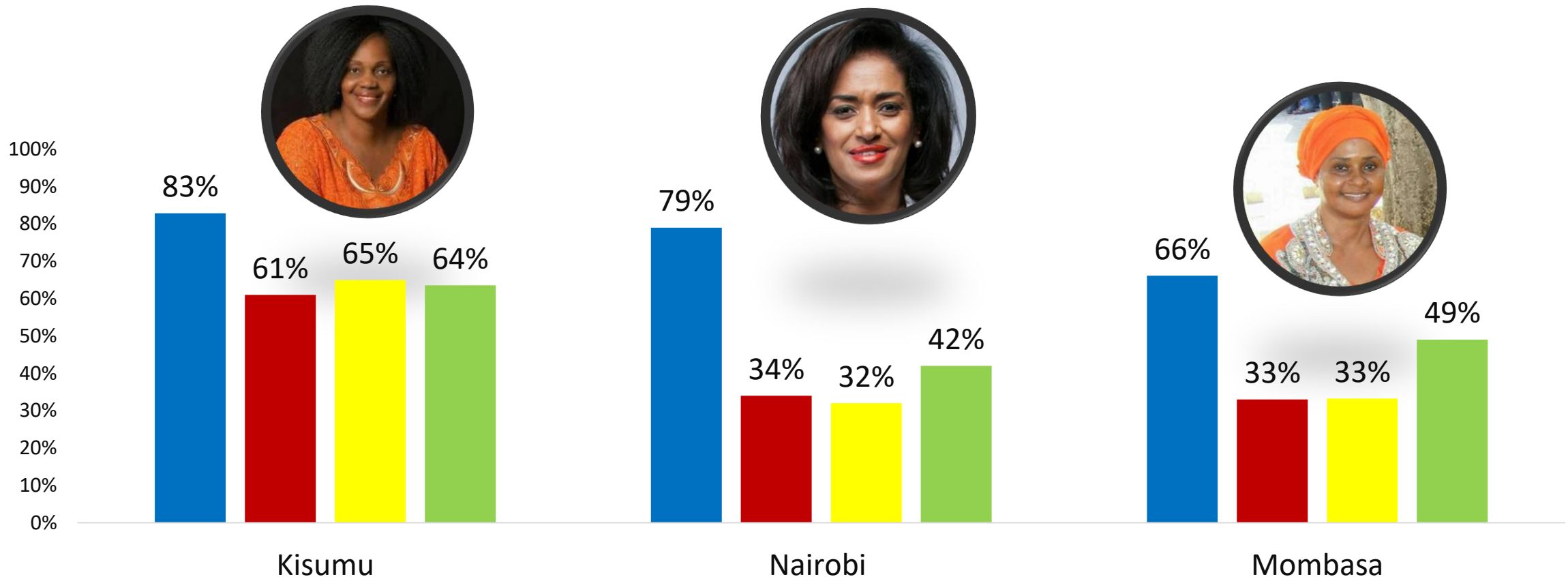
Q. Are you aware of the 2/3rd Gender rule?

Q. Do you support the 2/3rd Gender rule?



# Women Representative Elective Position

# Women Rep: Awareness & Perceptions



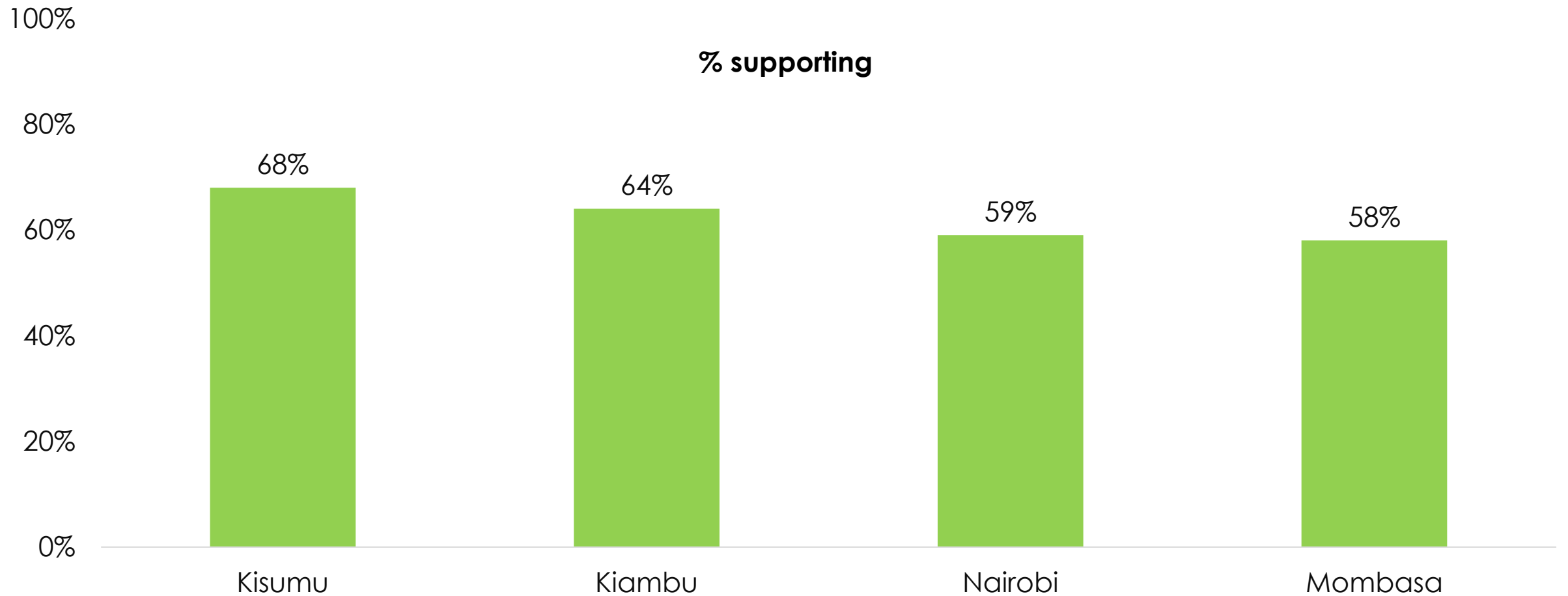
■ % who know who their women rep is  
■ % who feels women rep position add value

■ % who understand women rep mandate  
■ % who approve the position of women rep in their county



# Proposed Referendum

# Support for the Referendum

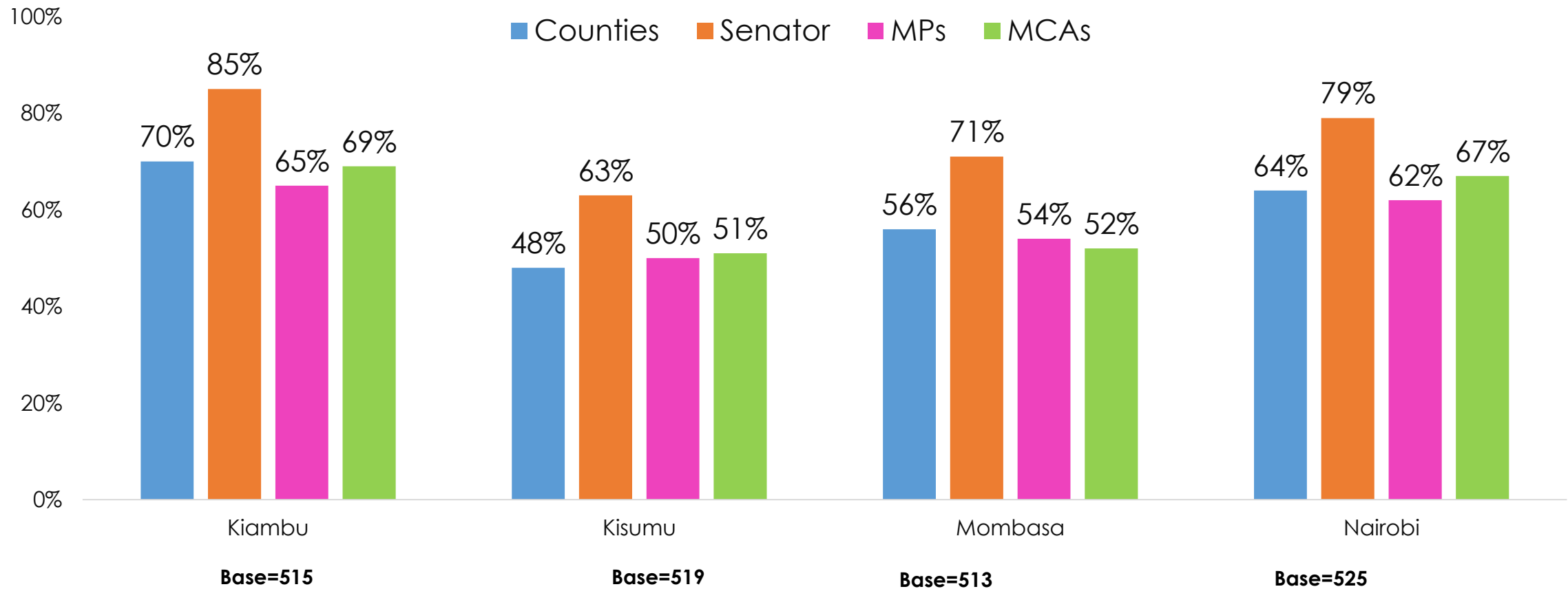


*Q. To what extent do you support the proposal to amend the constitution?*

# Referendum Push: Reducing Elective Seats



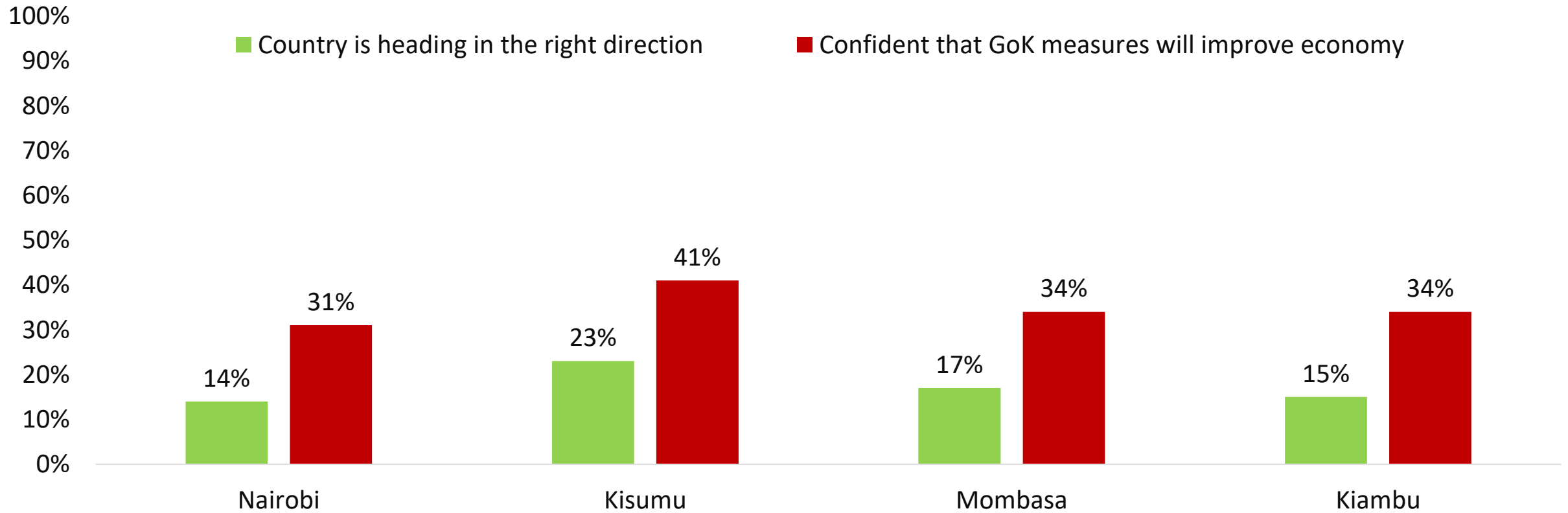
% supporting



Base=2072

Q.To what extent do you support / oppose the plan to reducing the number of various elective seats?

# Low Optimism: Country and Economy



Q. Do you think the Country's economy is headed in the right direction or wrong direction?

Q. With the different measures the government is putting in place do you think the economy is likely to improve in the next six months?





# Respondent's Demographics

# Demographics



## MOMBASA COUNTY

Gender	%	Highest level of education	%
Male	46%	None/informal	7%
Female	54%	Primary School	15%
		Secondary	32%
		Youth/Village Polytechnic	12%
		College	21%
		University	12%
Age Bracket	%		
18 – 24 years	20%		
25 – 30 years	32%		
31 – 35 years	18%		
36 – 40 years	15%		
40 – 45 years	9%		
46 + years	6%		

## KISUMU COUNTY

Gender	%	Highest level of education	%
Male	50%	None/informal	5%
Female	50%	Primary School	14%
		Secondary	33%
		Youth/Village Polytechnic	11%
		College	21%
		University	16%
Age Bracket	%		
18 – 24 years	23%		
25 – 30 years	34%		
31 – 35 years	17%		
36 – 40 years	10%		
40 – 45 years	5%		
46 + years	11%		

## NAIROBI COUNTY

Gender	%	Highest level of education	%
Male	48%	None/informal	6%
Female	52%	Primary School	17%
		Secondary	36%
		Youth/Village Polytechnic	8%
		College	22%
		University	10%
Age Bracket	%		
18 – 24 years	21%		
25 – 30 years	40%		
31 – 35 years	18%		
36 – 40 years	10%		
40 – 45 years	7%		
46 + years	2%		

## KIAMBU COUNTY

Gender	%	Highest level of education	%
Male	50%	None/informal	7%
Female	50%	Primary School	16%
		Secondary	36%
		Youth/Village Polytechnic	6%
		College	22%
		University	13%
Age Bracket	%		
18 – 24 years	14%		
25 – 30 years	31%		
31 – 35 years	20%		
36 – 40 years	12%		
40 – 45 years	13%		
46 + years	10%		



## Contacts

Mr Kweya Gerry  
Managing Director  
[kweya.gerry@tifaresearch.com](mailto:kweya.gerry@tifaresearch.com)

**TIFA Research Limited**  
7<sup>th</sup> Floor, Lenana Towers 843  
Lenana Road, Kilimani  
+254 709 65 90 00  
P O Box 59629, 00200  
Nairobi, Kenya.  
[www.tifaresearch.com](http://www.tifaresearch.com)