



# Isiolo County Poll 2022 Elections

14<sup>th</sup> July 2022

#TIFACountiesPolls

# Contents



**Political Parties and Coalitions**

**3**

**County Elective Seats**

**6**

**Presidential Contest**

**10**

**Methodology & Demographics**

**12**



# Political Parties and Coalitions

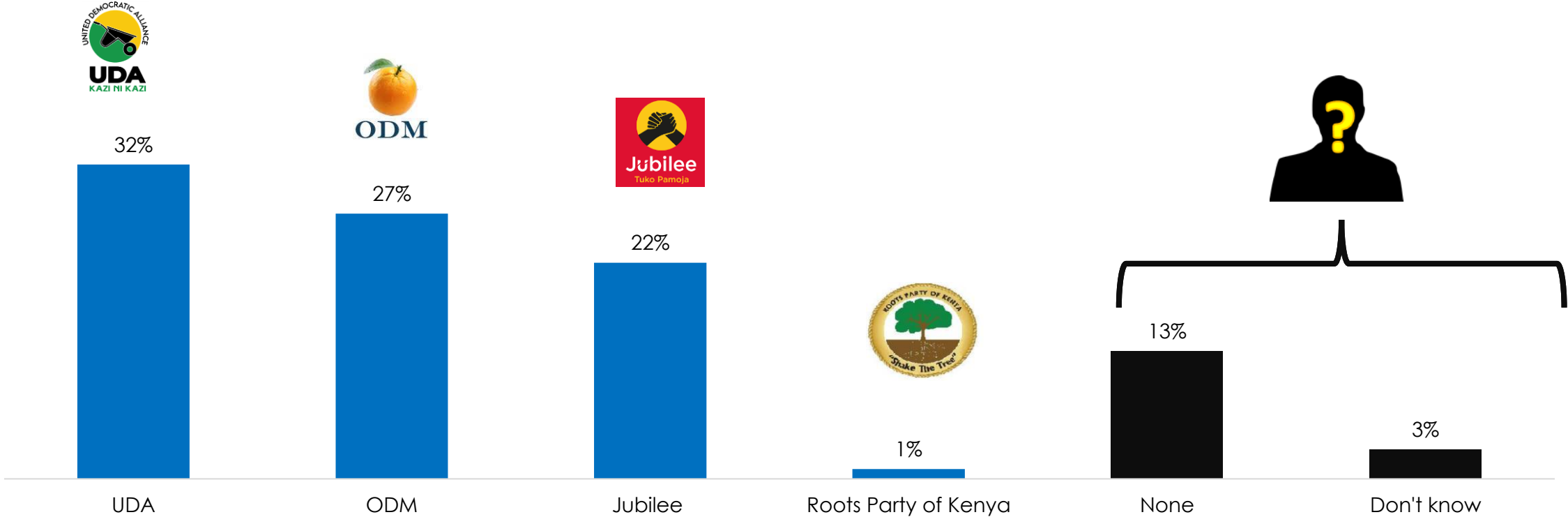
# Political Party Support

By total



☐ UDA is the most popular party in the county followed by ODM.

Political Party Support – Isiolo County



Q. Which political party do you feel closest to?

Base = 435


# Political Coalition Support

By total



□ Azimio La Umoja is the most popular party closely followed by Kenya Kwanza.

## Political Coalition Support - Isiolo County



Q. Which political alliance do you feel closest to?

Base = 435



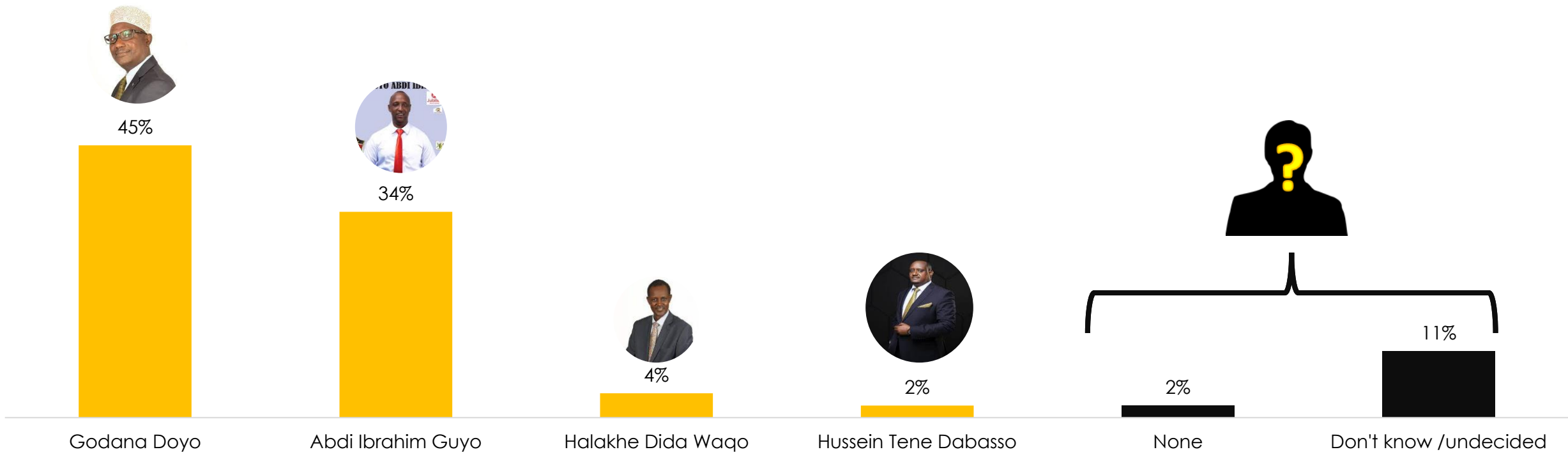
# County Elective Seats

# Candidates' Popularity - Governor

By total



- Godana Doyo (an independent candidate) is the most popular gubernatorial candidate in Isiolo County followed by Abdi Guyo (from Jubilee).



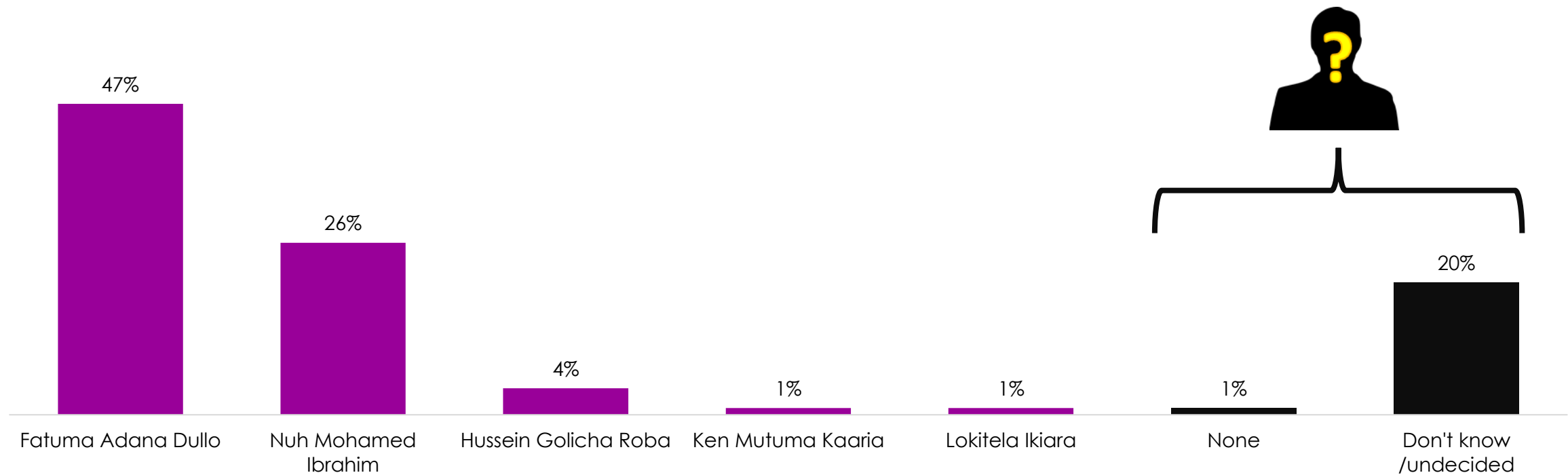
Base = 435

# Candidates' Popularity - Senator

By total



□ Fatuma Adana is the most popular senator candidate in Isiolo County.



Q. If elections were to be held today, whom would you vote for as Senator of Isiolo County?

Base = 435

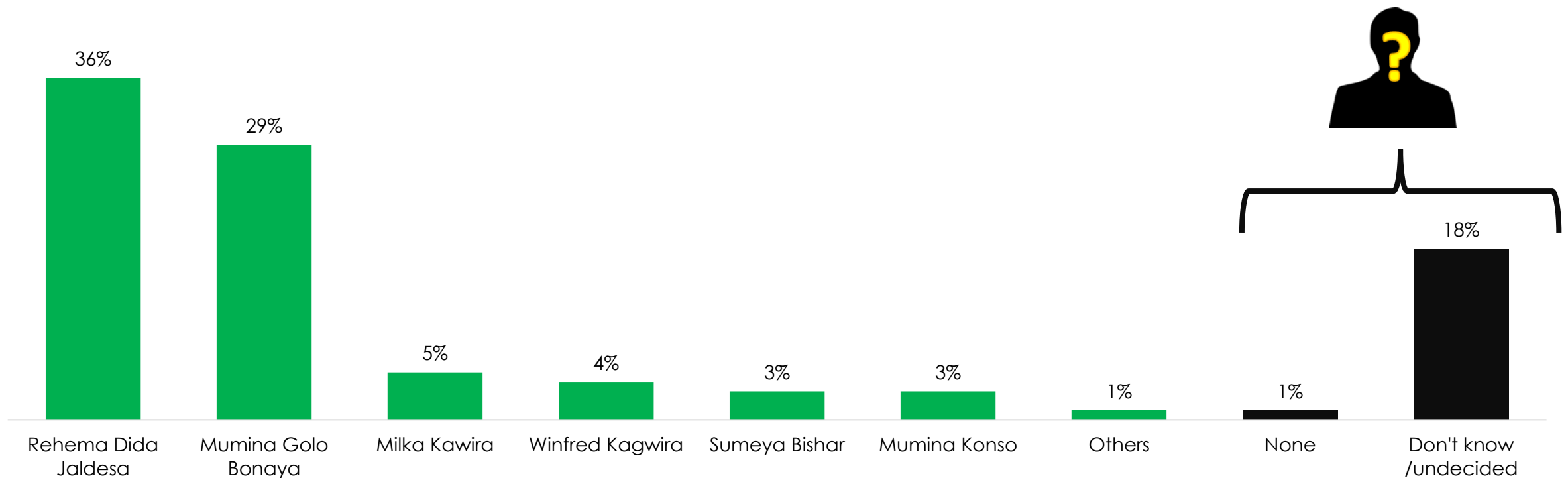


# Candidates' Popularity - Women Representative

By total



Rehema Dida is the most popular Women Representative candidate in Isiolo county followed by Mumina Golo.



Q. If elections were to be held today, whom would you vote for as Women Representative of Isiolo County?

Base = 435



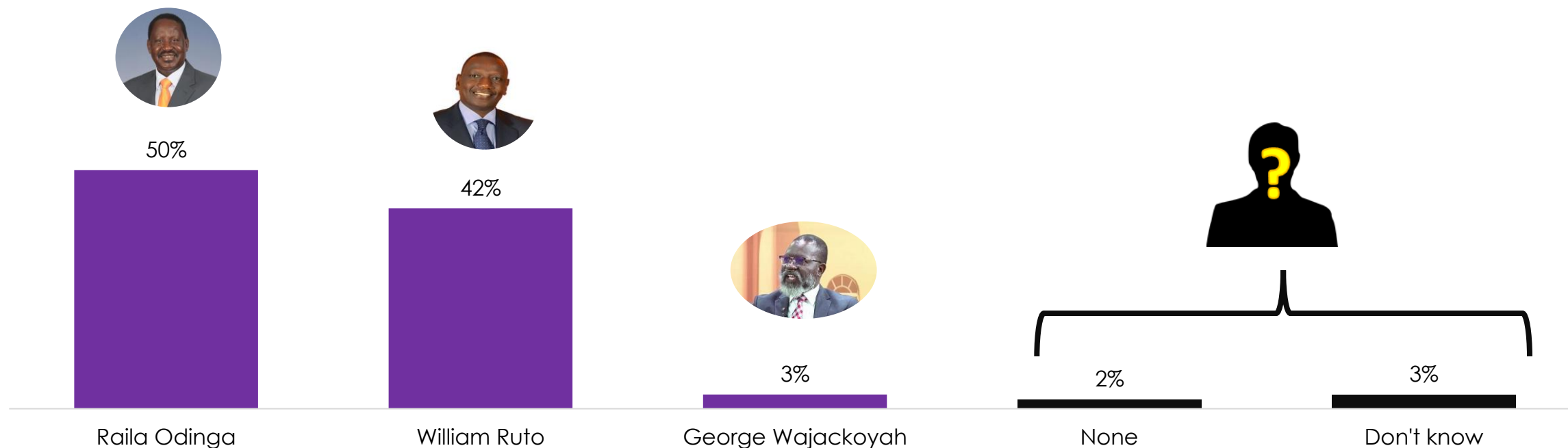
# Presidential Contest

# Candidates' Popularity – President



□ Raila Odinga is the most popular presidential candidate with a lead of 8% against main competitor William Ruto.

## Presidential Candidate Popularity – Isiolo County





# Methodology & Demographics

---

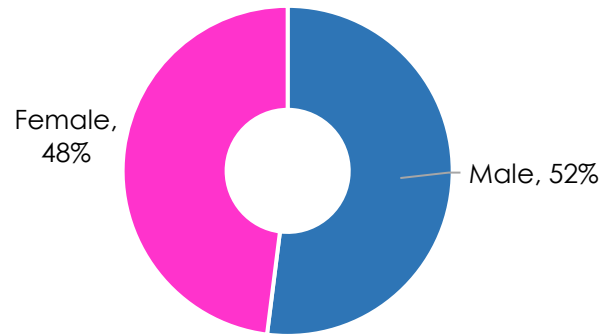
<b>Data collection dates</b>	5 <sup>th</sup> and 6 <sup>th</sup> July 2022
<b>Target respondents</b>	Aged 18+ years
<b>Sample size</b>	435 residents of Isiolo County (registered voters) Sample distributed across the constituencies proportionate to population size
<b>Margin of Error</b>	+/- 4.7%
<b>Data collection methodology</b>	Telephonic interviews

---

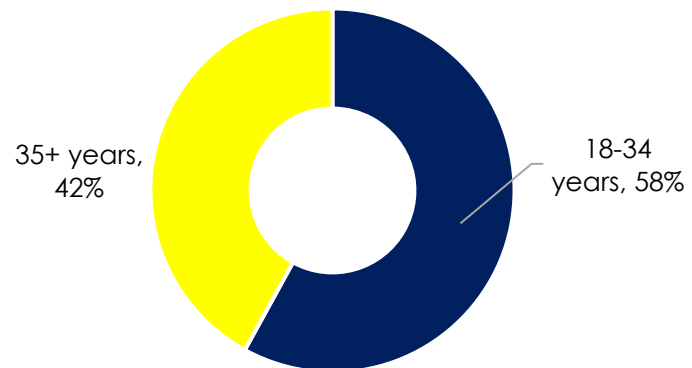
# Respondents' Demographics



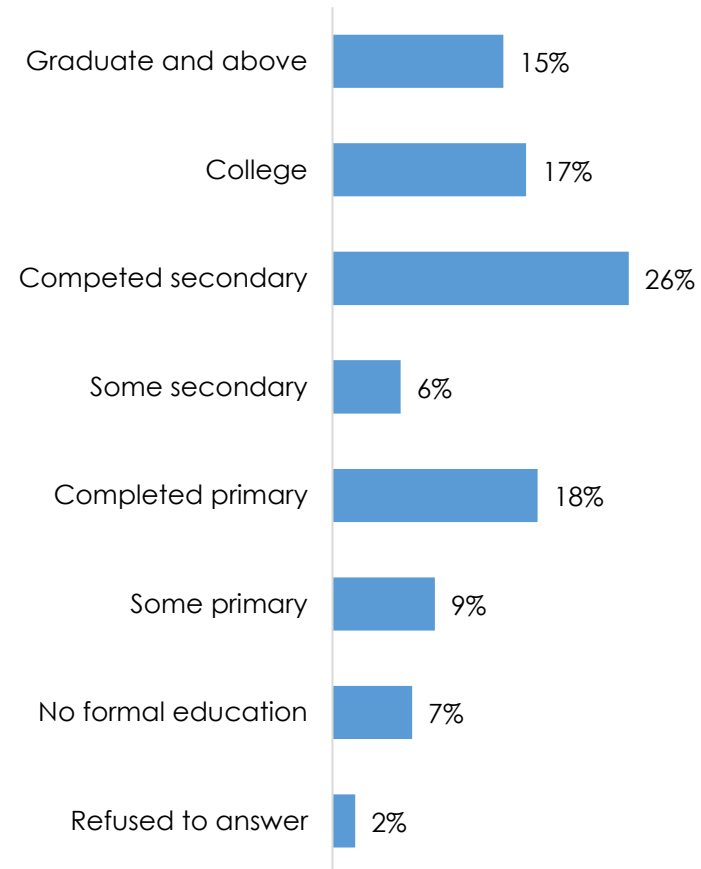
### Gender



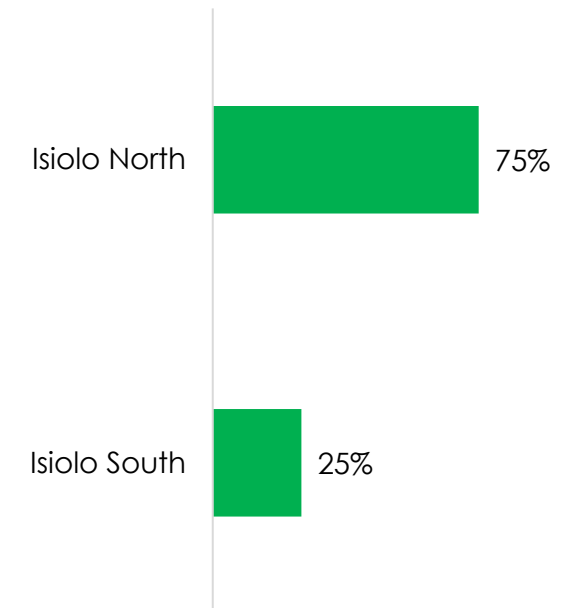
### Age



### Education Level



### Constituencies



Base = 435



## For Inquiries and Suggestions, Contact:

Dr Tom Wolf  
Research Analyst  
[tpwolf1944@gmail.com](mailto:tpwolf1944@gmail.com)

Maggie Ileri  
CEO  
[ask@tifaresearch.com](mailto:ask@tifaresearch.com)

[www.tifaresearch.com](http://www.tifaresearch.com)