



Murang'a County Poll

2022 Elections

14th July 2022

#TIFACountiesPolls

Contents



Political Parties and Coalitions	3
County Elective Seats	6
Presidential Contest	10
Methodology & Demographics	12



Political Parties and Coalitions

Political Party Support

By total



□ UDA is the most popular party in Murang'a County.



57%



UDA

Political Party Support – Muranga County



11%



Jubilee




ODM

3%



ODM

28%



Don't know

Q. Which political party do you feel closest to?

Base = 407

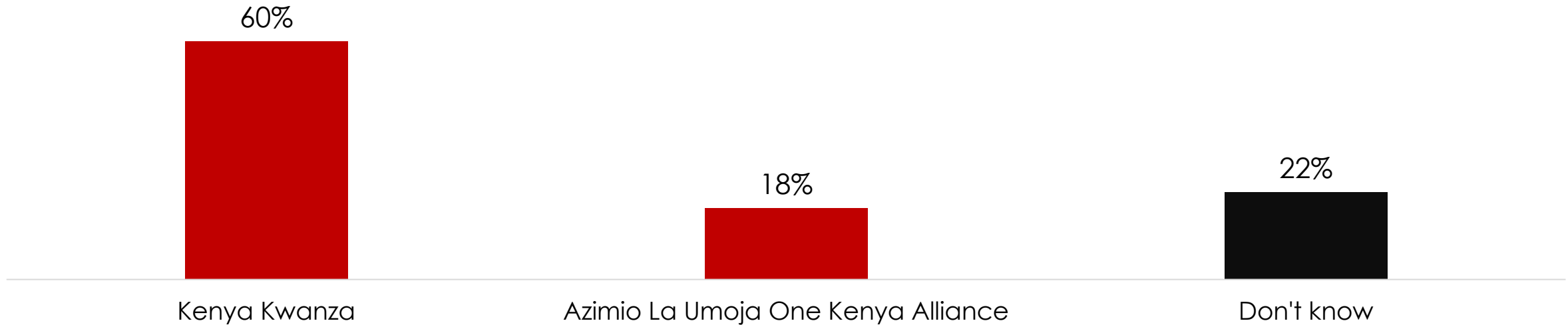
Political Coalition Support

By total



- Kenya Kwanza alliance is supported by most respondents.

Political Coalition Support – Murang'a County






County Elective Seats

Candidates' Popularity - Governor

By total

- Irungu Kanga'ta has the highest support for the gubernatorial seat in Murang'a County.



Base = 407

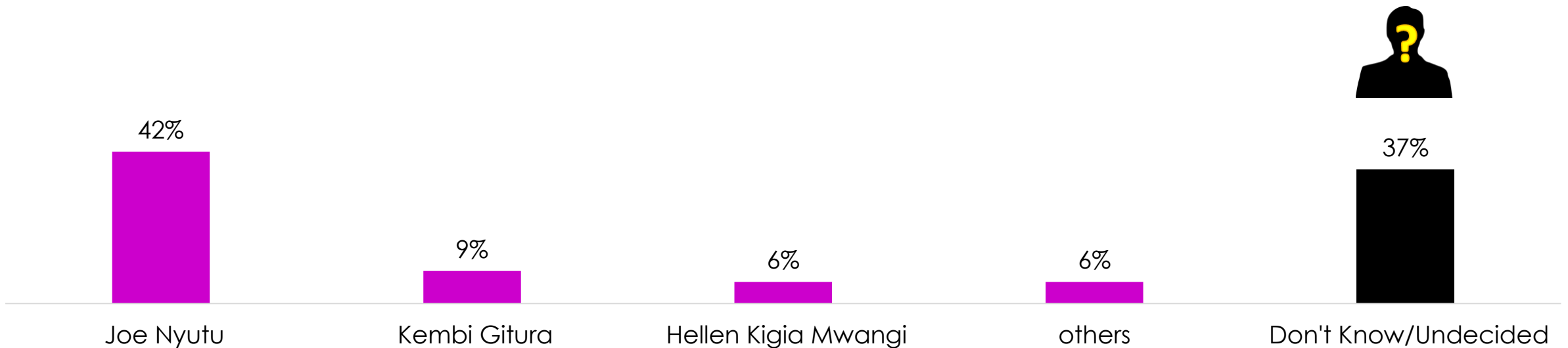
Q. If the elections were to be held today, whom would you vote for as Governor of Murang'a County

Candidates' Popularity – Senator

By total



- Joe Nyutu is the most popular candidate for the senatorial seat in Murang'a.



Base = 407

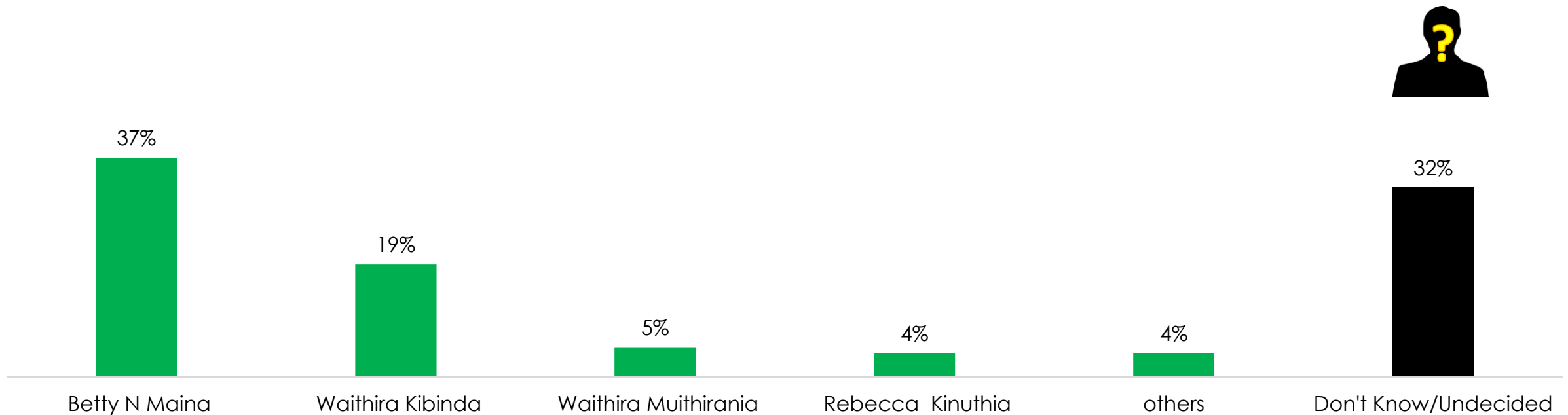
Q. If elections were to be held today, whom would you vote for as Senator of Murang'a County?

Candidates' Popularity - Women Representative

by total



□ Betty Maina is twice as popular as her nearest rival, Waithira Kibinda.



Base = 407

Q. If elections were to be held today, whom would you vote for as Women Representative of Murang'a County?



Presidential Contest

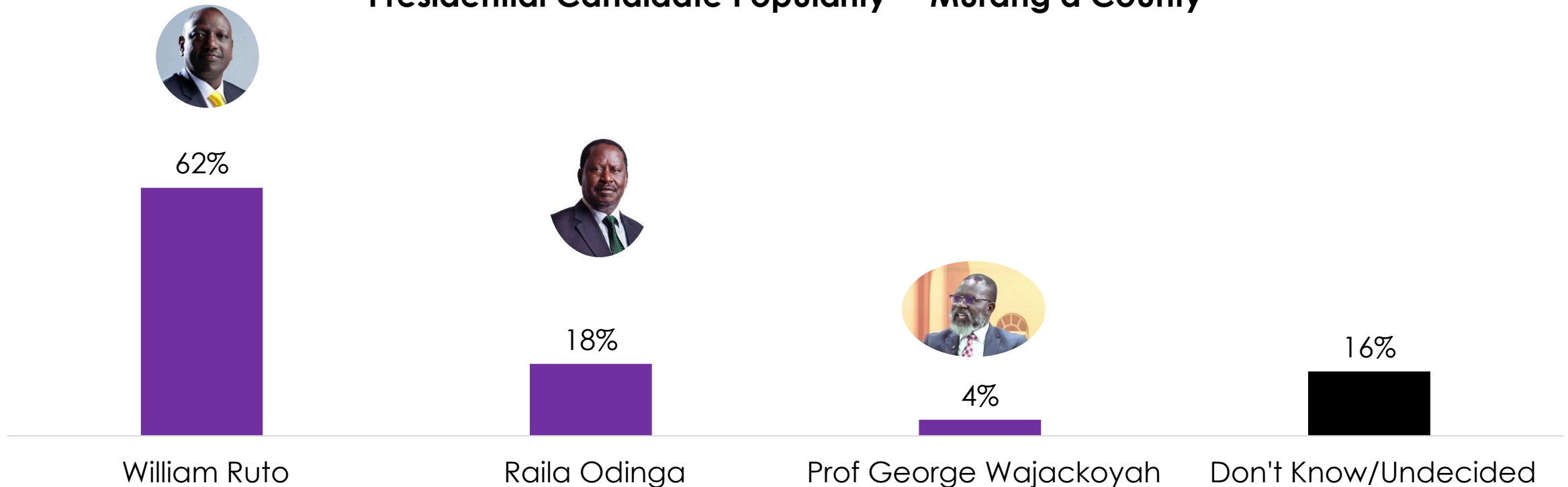
Candidates' Popularity – President

by total



□ Almost half of the respondents in Murang'a prefer William Ruto as their presidential candidate.

Presidential Candidate Popularity – Murang'a County





Methodology & Demographics

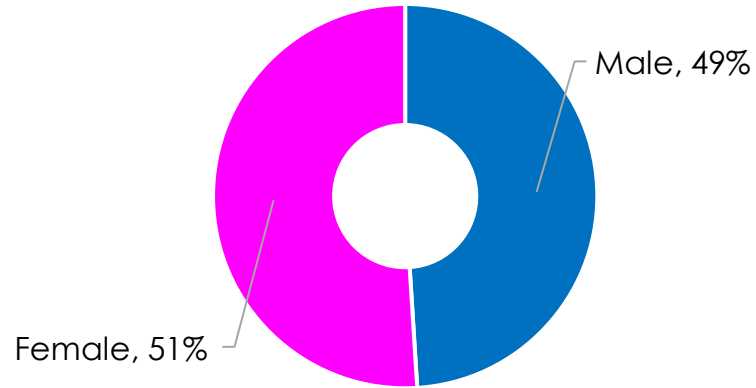
Methodology Overview



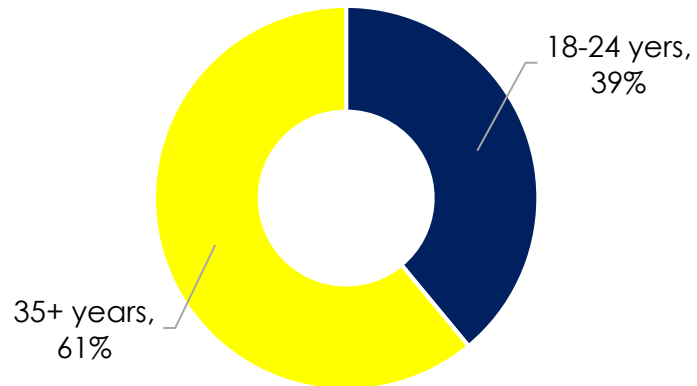
Fieldwork Dates	25 th and 26 th of June, 2022
Geography	Murang'a County
Data collection	Computer Aided Telephonic Interviews. Representative Sample. Sampling distributed as per IEBC 2017 register
Sample	407 respondents both male and female (registered voters)
Margin of error	+/-4.9%

Respondents' demographics

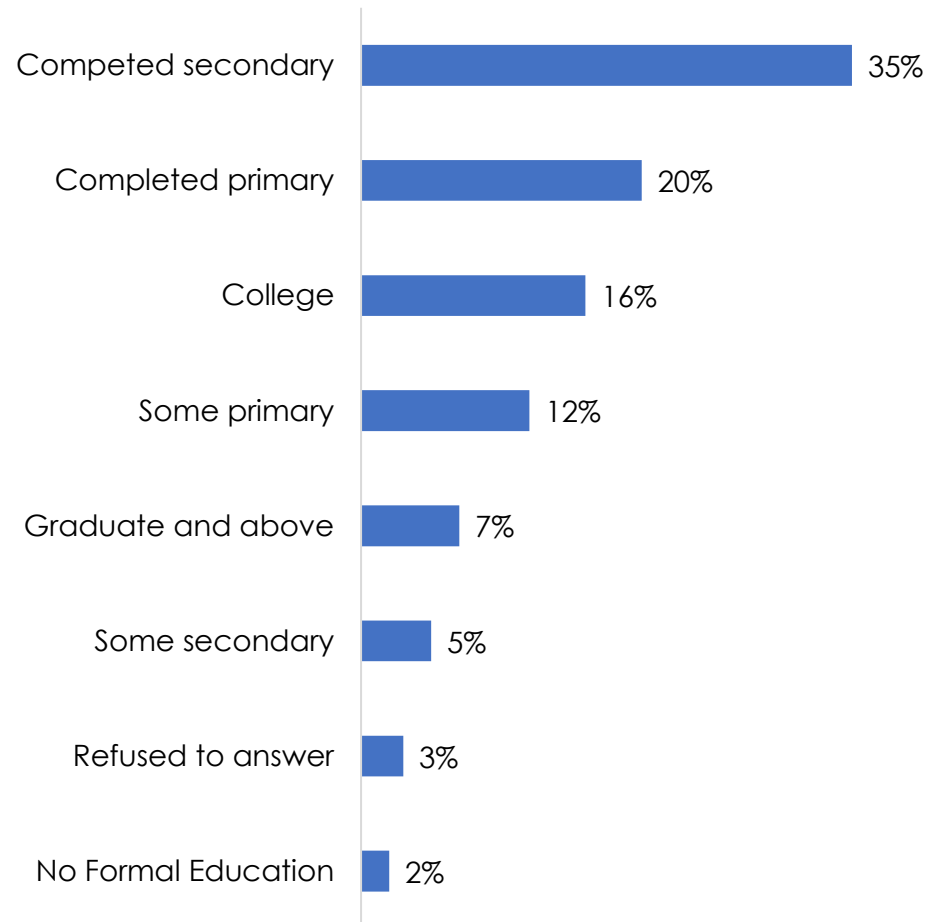
Gender



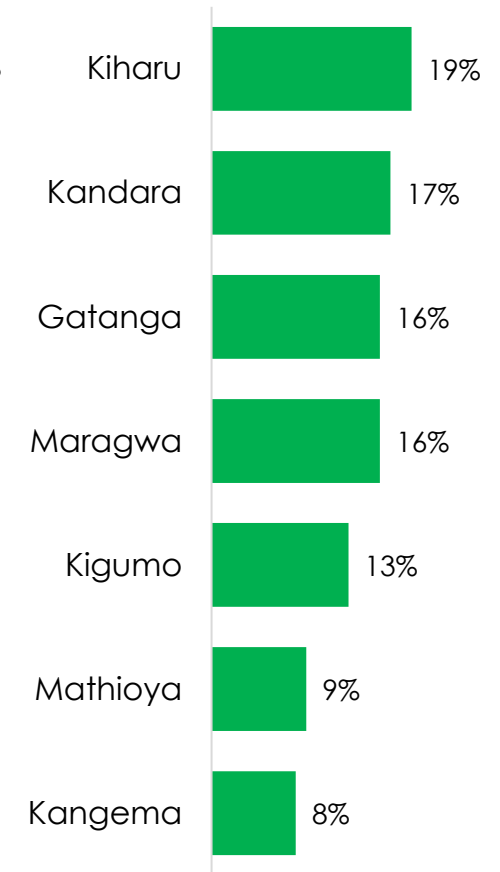
Age



Education Level



Constituency



Base = 407



For Inquiries and Suggestions, Contact:

Dr Tom Wolf
Research Analyst
tpwolf1944@gmail.com

Maggie Ileri
CEO
ask@tifaresearch.com

www.tifaresearch.com