



# 2022 Election Issues

## Kajiado & Nairobi County Elective Seats

#TIFAResearchPoll

2<sup>nd</sup> August 2022

# Table of Contents



<b>Summary Findings</b>	<b>3</b>
<b>Kajiado County</b>	<b>5</b>
<b>Nairobi County</b>	<b>12</b>
<b>Methodology &amp; Demographics</b>	<b>??</b>



# Section One : Summary Findings

# Kajiado and Nairobi Counties

## Gubernatorial candidates, presidential candidates and political coalitions popularity

### Governor Candidates



- ❑ **36%** Joseph Ole Lenku
- ❑ **25%** Katoo Metito
- ❑ **25%** David Nkedianye
- ❑ **1%** Peter Kago Nganga
- ❑ **13%** Undecided

### Presidential Candidates



- ❑ **47%** Raila Odinga
- ❑ **39%** William Ruto
- ❑ **2%** George Wajackoyah
- ❑ **0%** David Mwaure
- ❑ **12%** Undecided

### Political Coalitions

Azimio La Umoja	<b>47%</b>
Kenya Kwanza	<b>33%</b>
None/Undecided	<b>20%</b>

## Kajiado



## Nairobi

### Governor Candidates



- ❑ **53%** Johnson Sakaja
- ❑ **36%** Polycarp Igathe
- ❑ **1%** Others
- ❑ **10%** Undecided

### Presidential Candidates



- ❑ **52%** Raila Odinga
- ❑ **34%** William Ruto
- ❑ **5%** George Wajackoyah
- ❑ **1%** David Mwaure
- ❑ **8%** Undecided

### Political Coalitions

Azimio La Umoja	<b>50%</b>
Kenya Kwanza	<b>28%</b>
None/Undecided	<b>22%</b>



## Section Two : Kajiado County

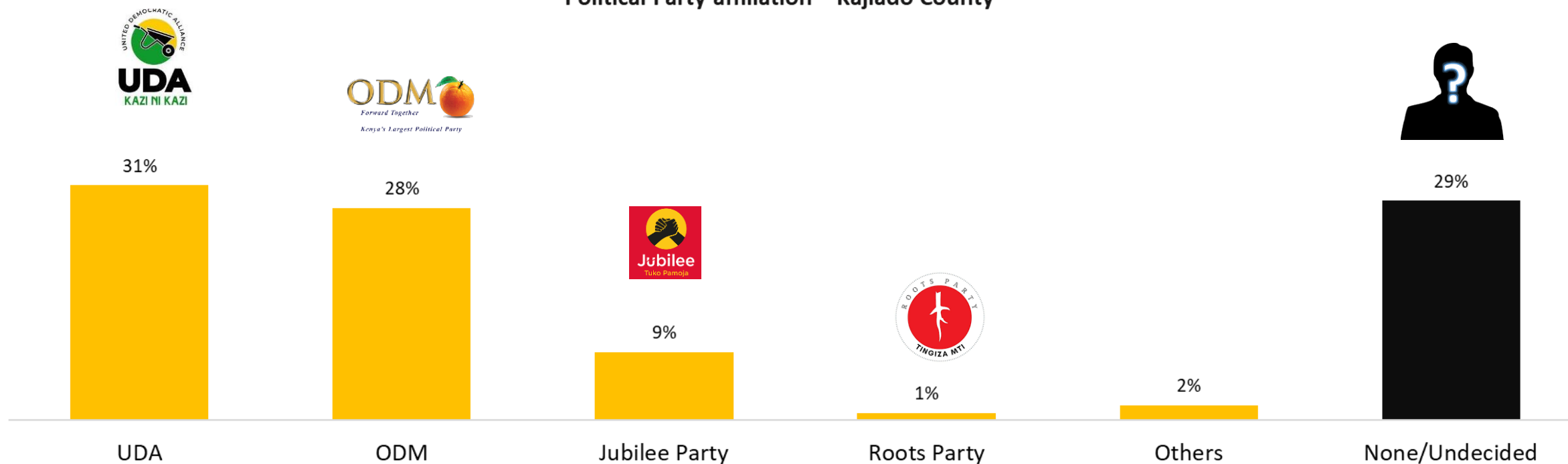
# Preferred political party

By total



□ UDA and ODM are the most popular political parties in Kajiado County. Jubilee Party is at a distant 3<sup>rd</sup> place.

Political Party affiliation – Kajiado County



Q Which political party do you feel closest to?

Base = 527

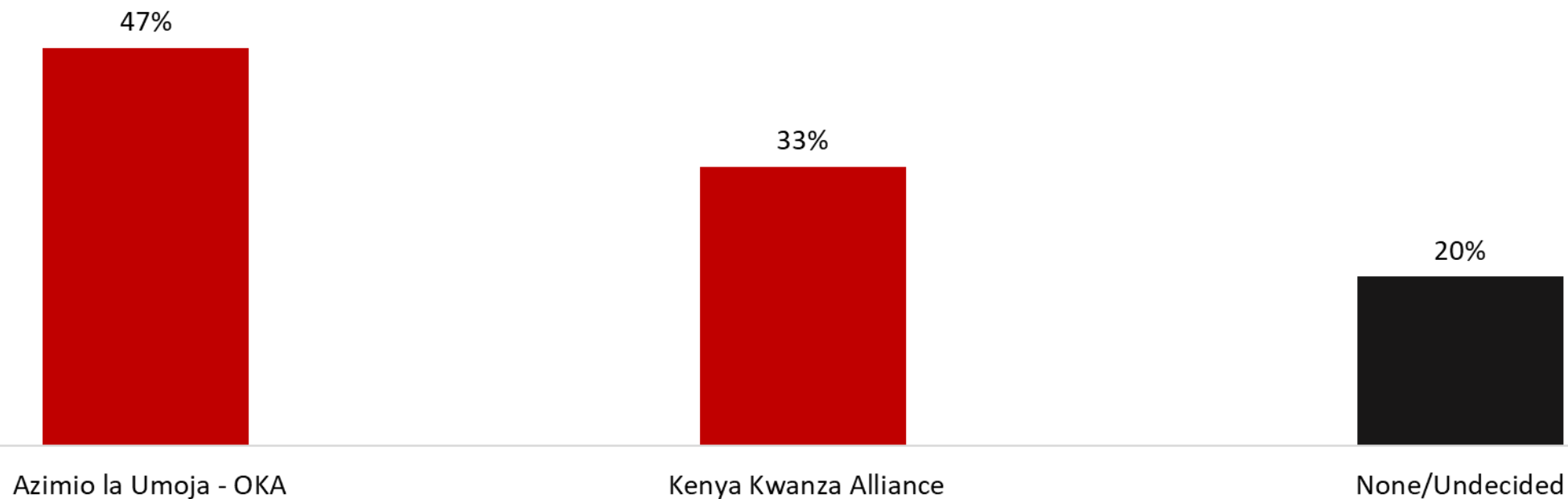
# Preferred political coalition

By total



- Azimio La Umoja is the most popular political coalition amongst Kajiado county residents.

Political coalition support – Kajiado County

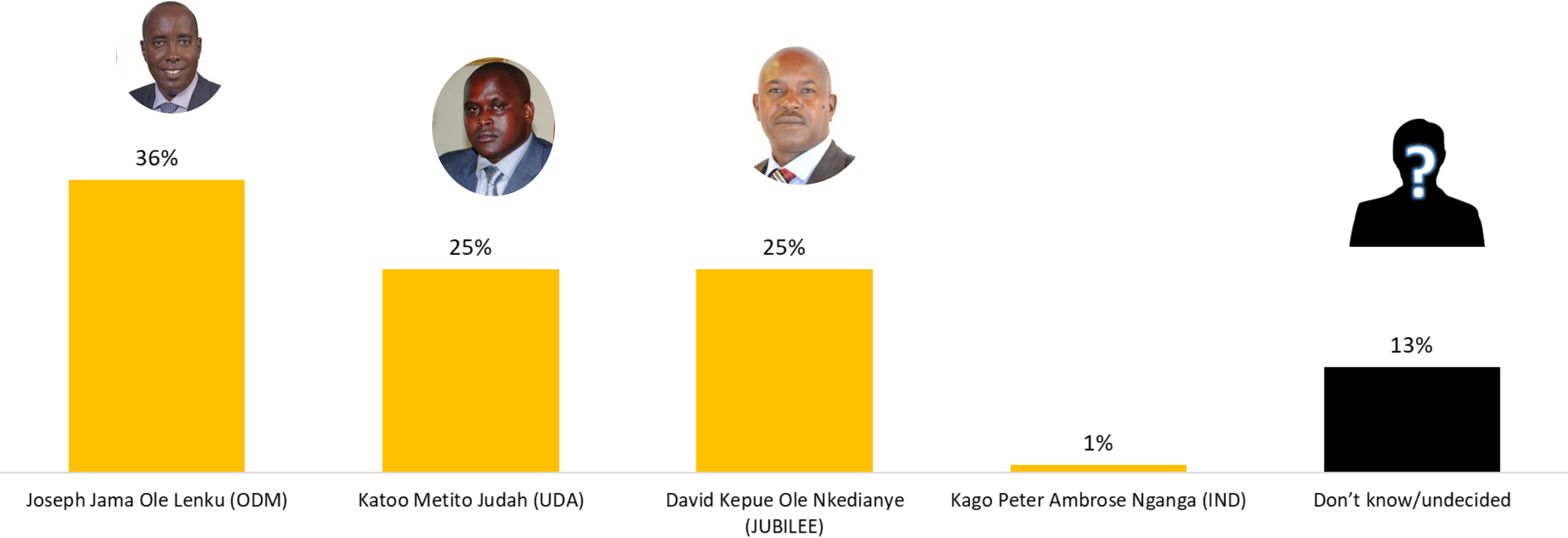


# Preferred Governor Candidate

By total



Joseph Ole Lenku is the most preferred gubernatorial candidate in Kajiado County. Katoo Metito and David Nkedianye tie at 25% popularity levels.



Q If the Elections were to be held today, whom would you vote for as Governor of Kajiado County?

Base = 527

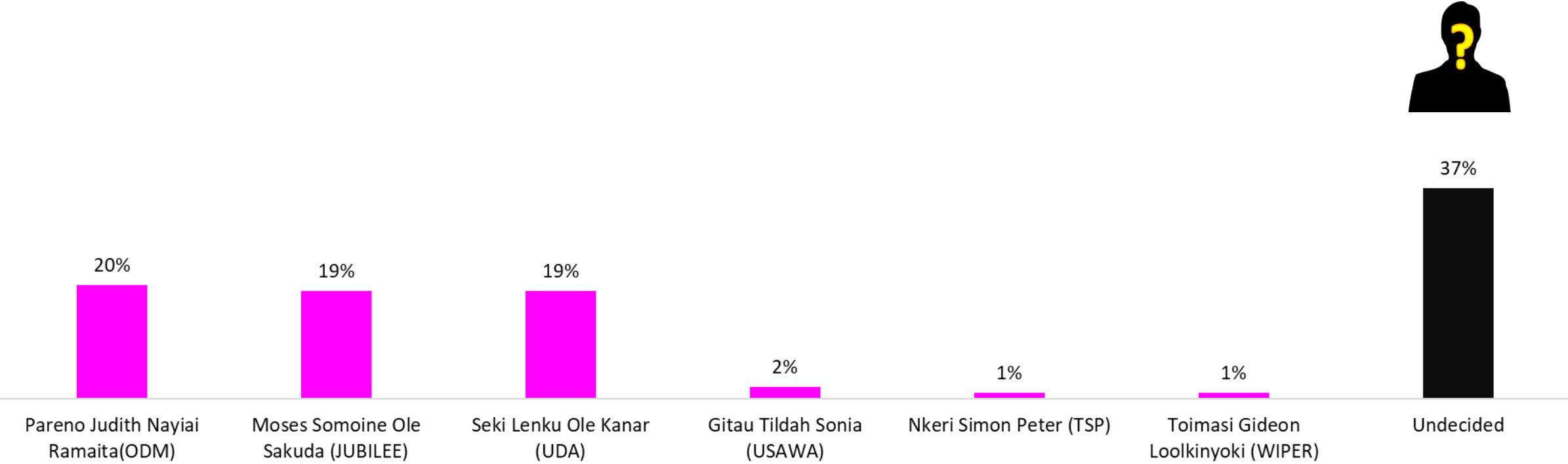


# Preferred Senator Candidate

by total



- Three candidates, Judith Pareno Nayiai Ramaita, Moses Ole Sakuda and Seki Lenku Ole Kanar tie in their popularity for the senatorial race.



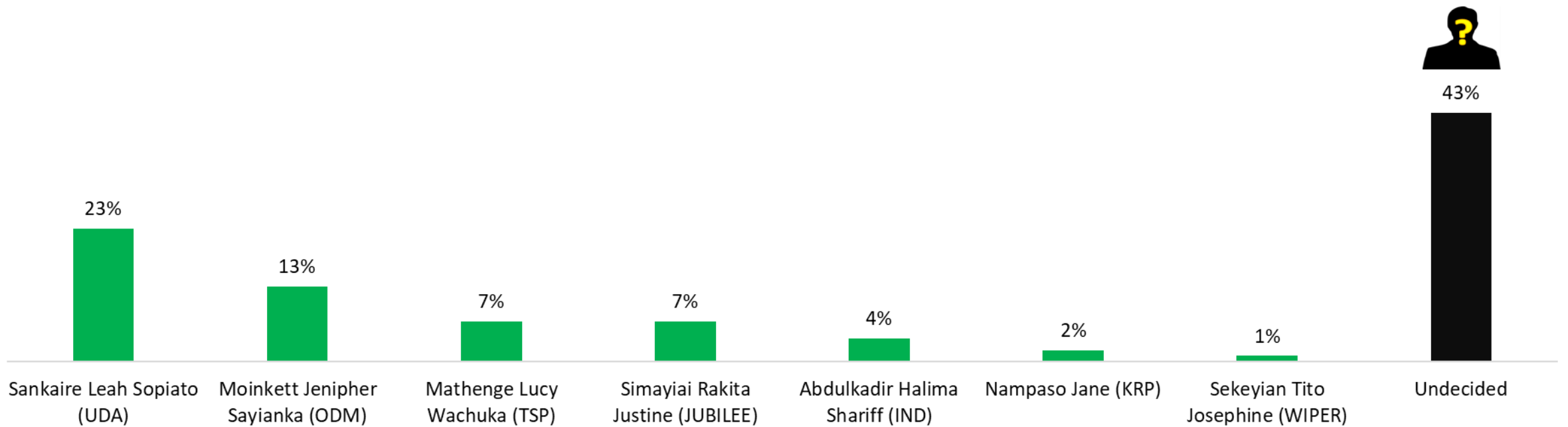
Q. If elections were to be held today, whom would you vote for as Senator of Kajiado County?

Base = 527

# Preferred Women Rep Candidate

by total

- ❑ Leah Sankaire Sopiato is the most preferred Women Representative candidate. She is followed by Jenipher Moinkett Sayianka.



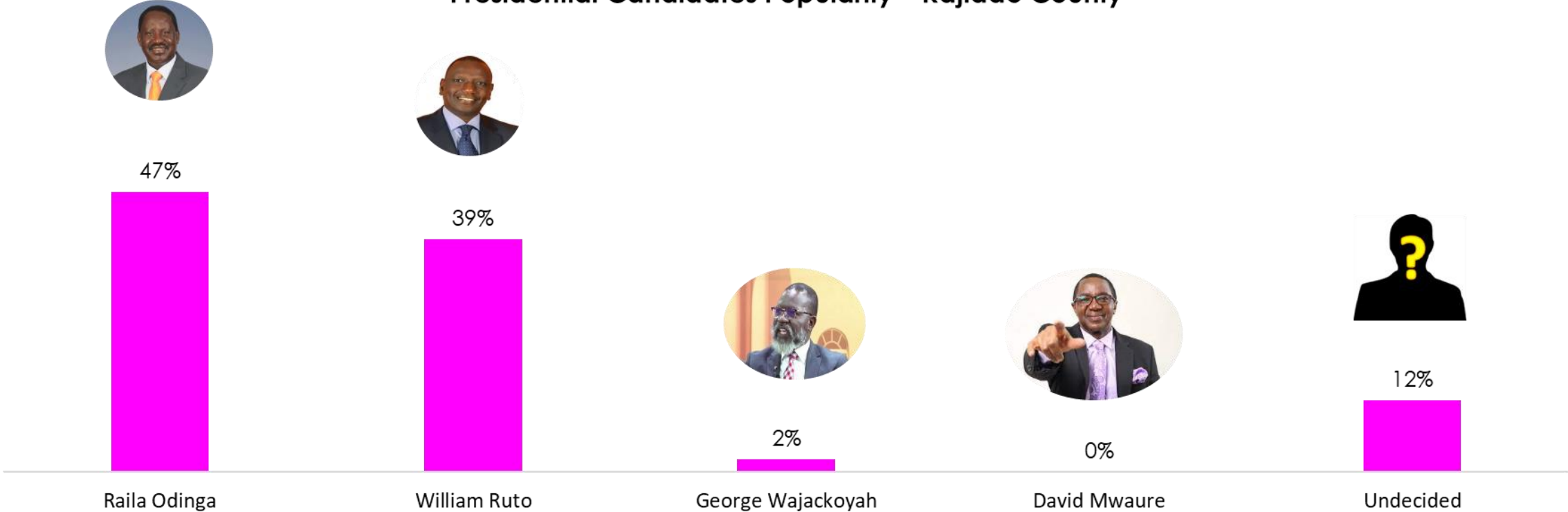
# Preferred Presidential Candidate

by total



□ The popularity-gap of both ODM and Azimio is also reflected in the support-distribution for the main presidential candidates, with ODM's Raila Odinga's ahead of UDA's William Ruto (47% vs. 39%).

### Presidential Candidates Popularity – Kajiado County



Q. If elections were to be held today, whom would you vote for as president?

Base = 527



## Section Three: Nairobi County

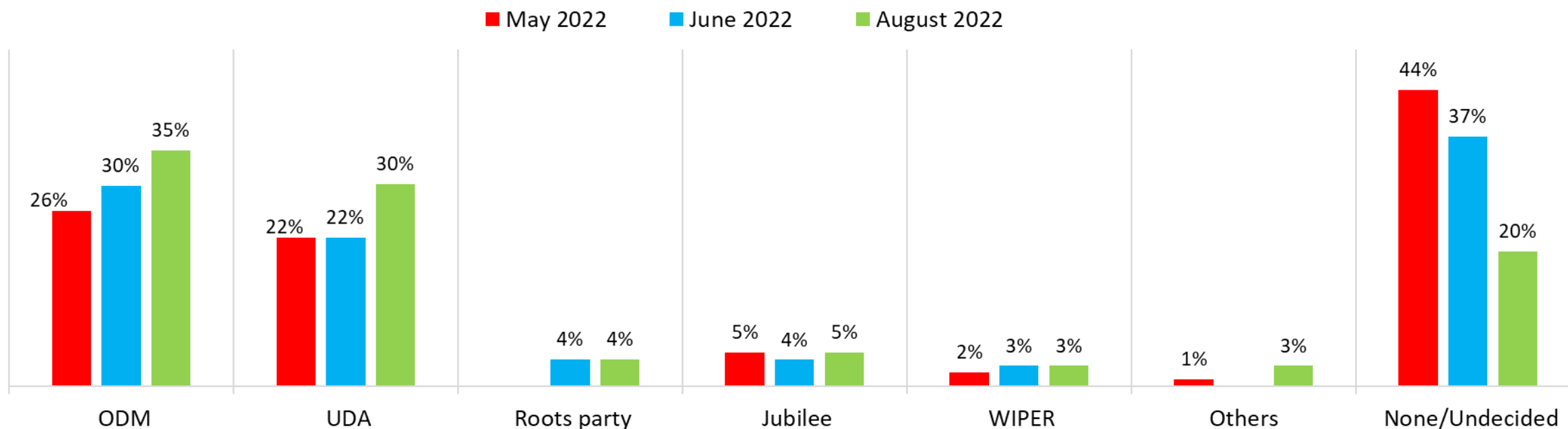
# Preferred political party

By total



- ODM is the most popular party in Nairobi County. The proportion of those undecided about the party they support has been declining over the last four months ( 44% to 20%).

Political Party Popularity – Nairobi County



# Preferred political coalition

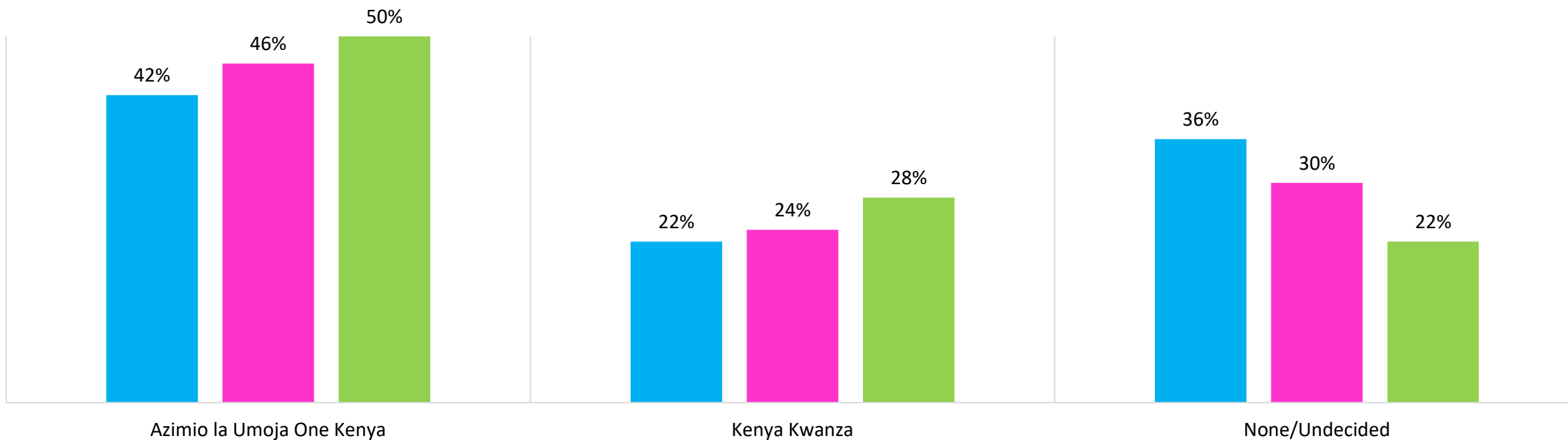
By total



- Azimio La Umoja – One Kenya is the most popular coalition.

## Political Coalition Popularity – Nairobi County

■ May 2022 ■ June 2022 ■ August 2022

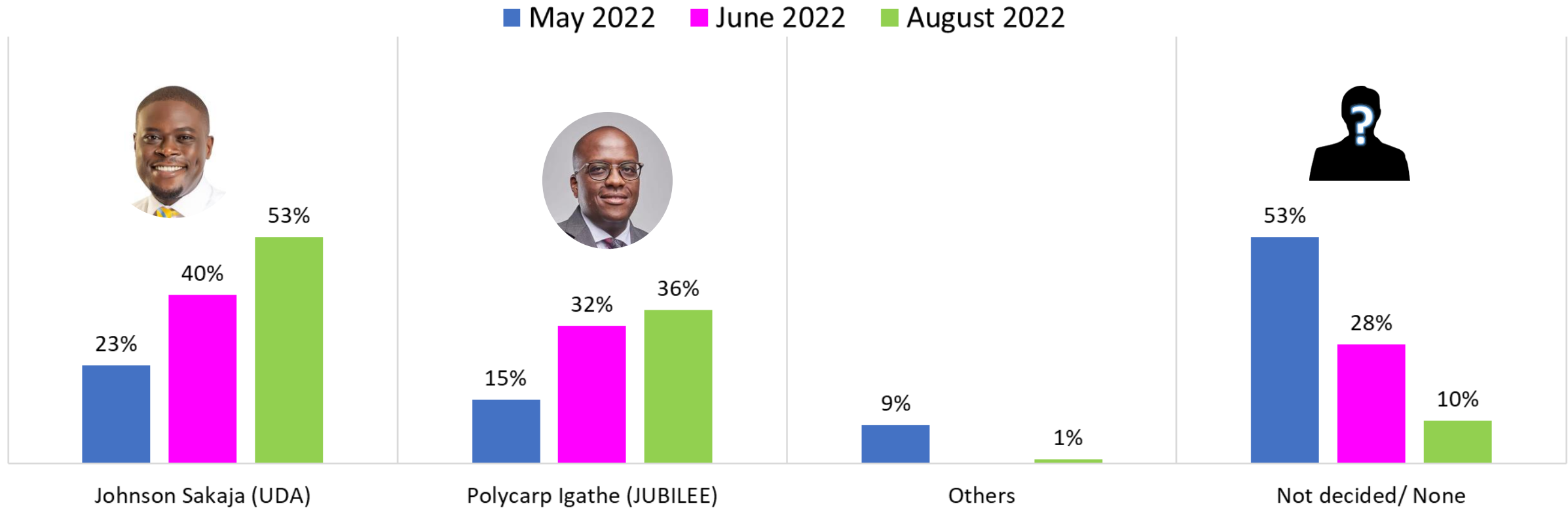


# Preferred Governor Candidate

By total



Johnson Sakaja's support has increased from 23% to 53%, making him the most popular gubernatorial aspirant in Nairobi County. Notably, those undecided have decreased from 53% to 10%.



Q. If the Elections were to be held today, whom would you vote for as Governor of Nairobi County?

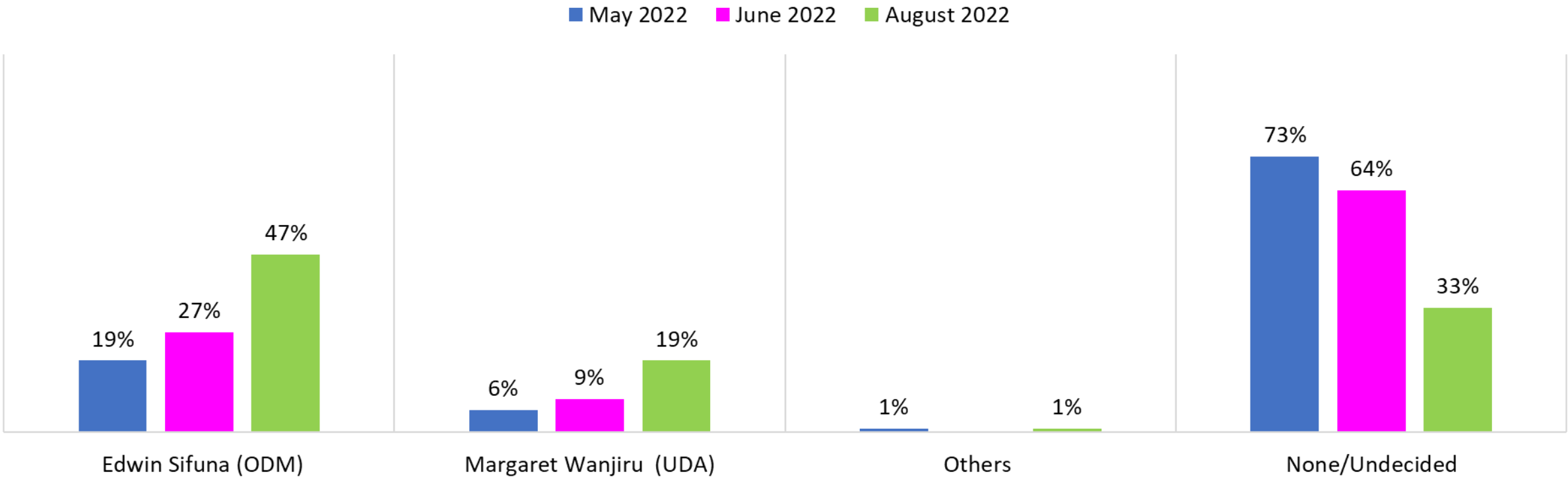
Base = 520

# Preferred Senator Candidate

by total



Edwin Sifuna has the highest support for the senatorial race in Nairobi County



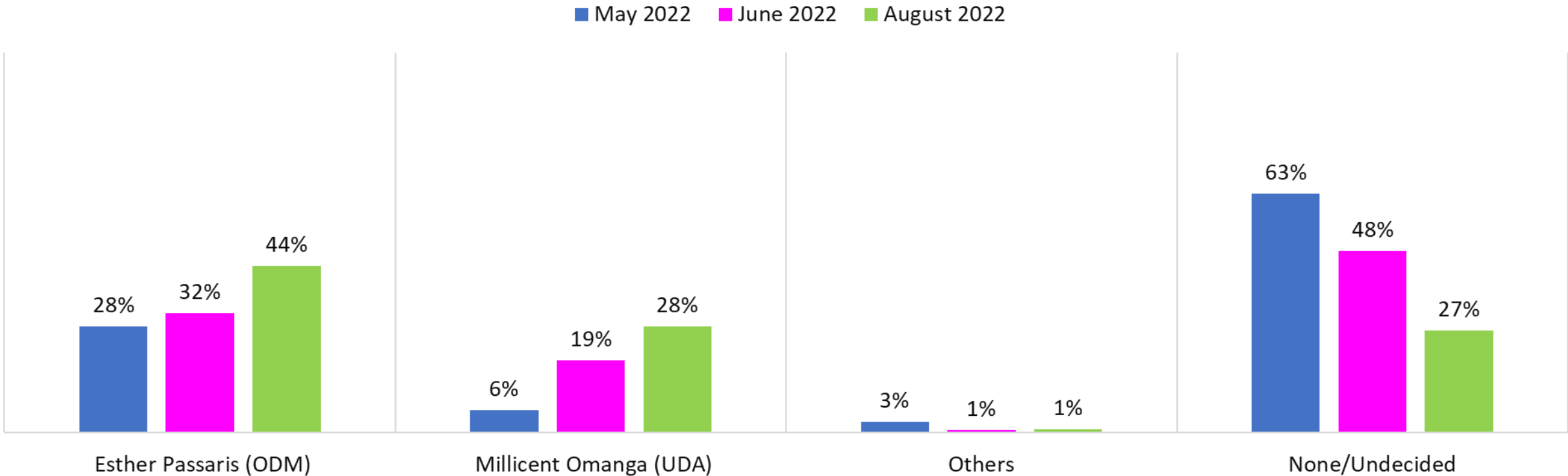


# Preferred Women Rep Candidate

by total



Esther Passaris has the highest proportion of supporters for the Women Representative race in Nairobi County.



Q. If elections were to be held today, whom would you vote for as Women Representative of Nairobi County?

Base = 520

# Preferred Presidential Candidate

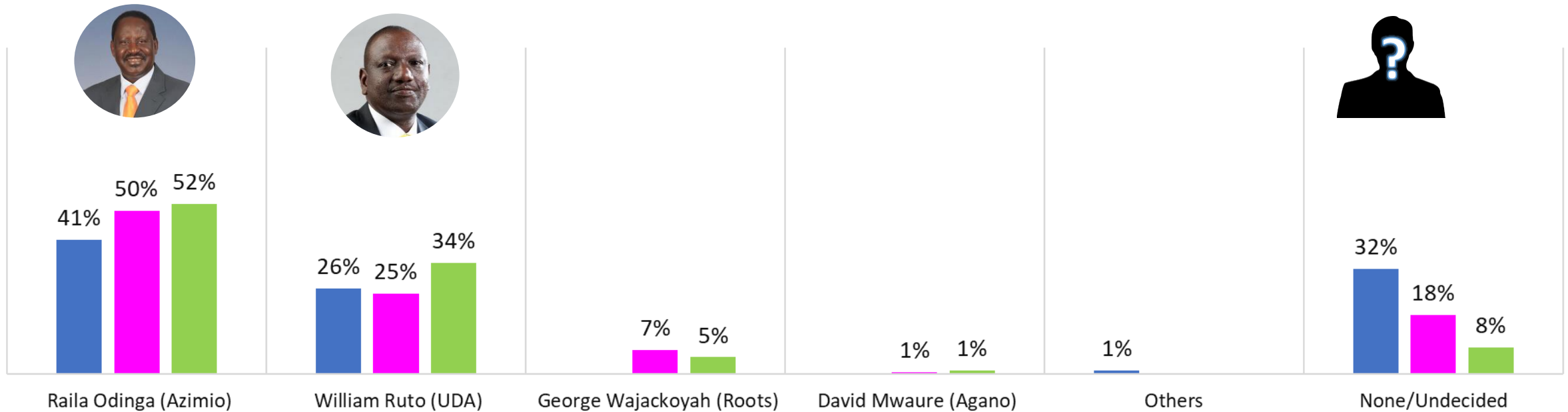
by total



☐ Raila Odinga is the most preferred presidential candidate in Nairobi County.

## Preferred Presidential Candidate – Nairobi County

■ May 2022 ■ June 2022 ■ August 2022





# Methodology & Demographics

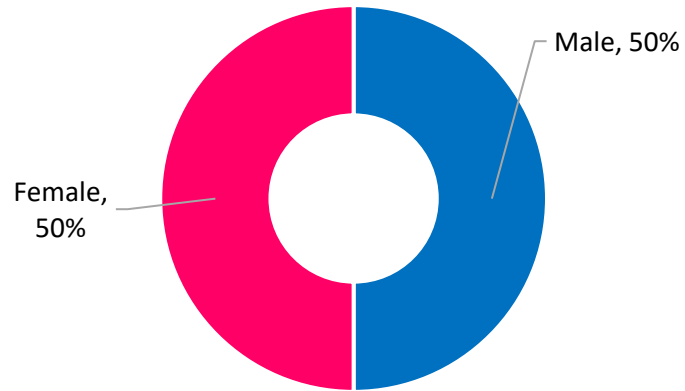
# Methodology Overview



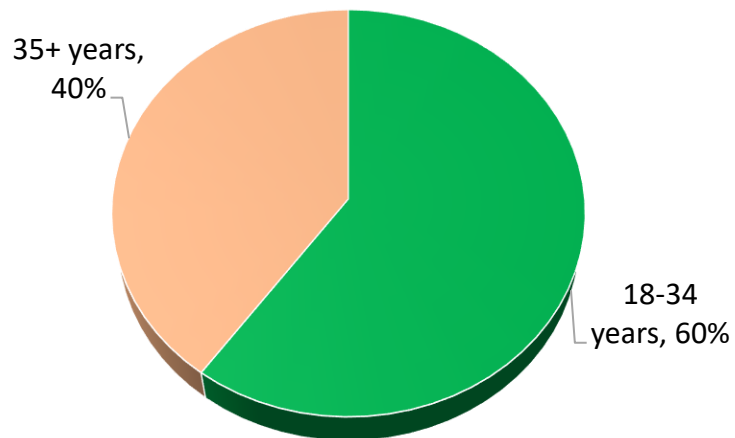
	<b>Kajiado</b>	<b>Nairobi</b>
Fieldwork Dates	27 <sup>th</sup> and 28 <sup>th</sup> July 2022	1 <sup>st</sup> August 2022
Geographical	Representative sample of Kajiado County - spread across all the constituencies	Representative sample of Nairobi County - spread across 17 constituencies
Data collection	Methodology -Telephonic interviews	Methodology -Telephonic interviews
Sample	527 respondents (registered voters)	520 respondents (registered voters)
Margin of error	+/-4 %	+/-4 %
Funding	TIFA Research	TIFA Research

# Respondent Demographics: Kajiado

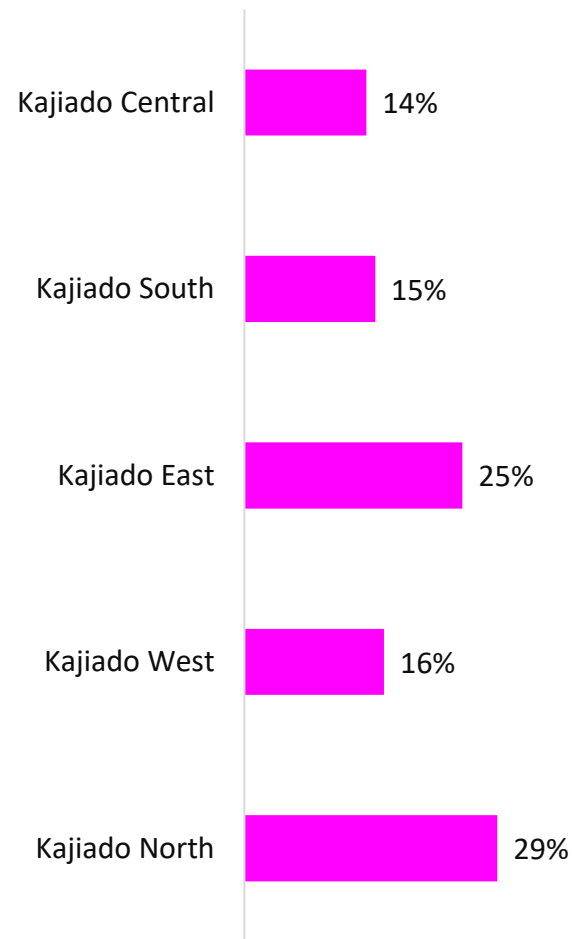
**Gender**



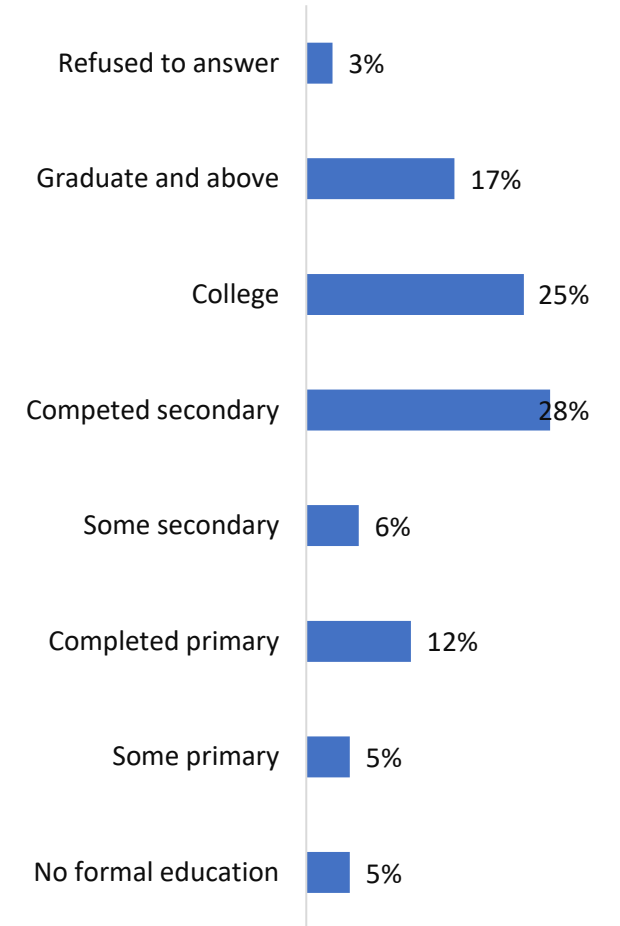
**Age group**



**Constituency**



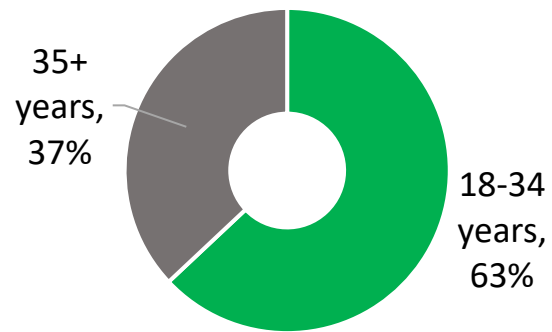
**Education**



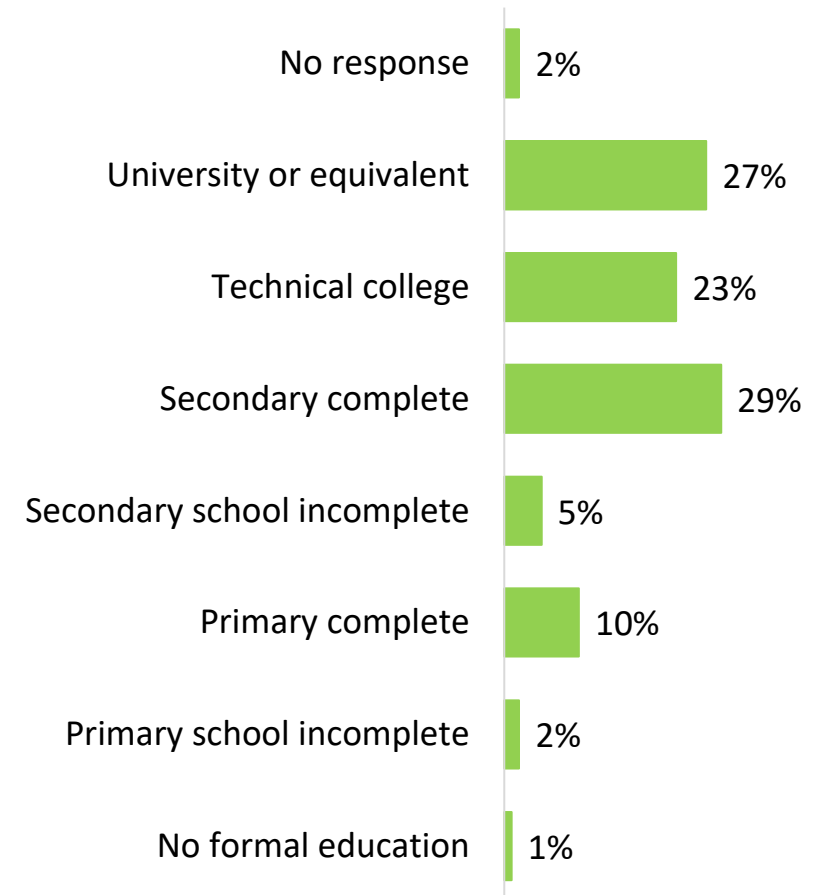
Base = 527

# Respondent Demographics: Nairobi

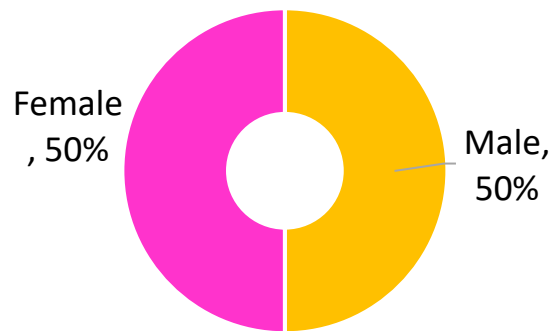
Age Group



Education level



Gender





## For Inquiries and Suggestions, Contact:

Dr Tom Wolf  
Lead Research Analyst  
[tpwolf1944@gmail.com](mailto:tpwolf1944@gmail.com)

Maggie Ileri  
CEO  
[ask@tifaresearch.com](mailto:ask@tifaresearch.com)

[www.tifaresearch.com](http://www.tifaresearch.com)